



ESTADO ANALITICO DEL EJERCICIO DEL PRESUPUESTO DE EGRESOS
 CLASIFICACION POR OBJETO DE GASTO
 DE ENERO A MAYO AÑO 2024

REC. SUBSIDIO Y PROPIOS + RECURSOS PROPIOS

: 0 : AQUA + 1 : HGZ HOSPITAL GENERAL DE ZAPOPAN + 2 : FED CRUZ VERDE FEDERALISMO + 3 : NTE CRUZ VERDE NORTE + 4 : STL CRUZ VERDE SANTA LUC
 SUR CRUZ VERDE SUR + 6 : VGP CRUZ VERDE VILLA DE GUADALUPE + 7 : DIRECCION Y ADMINISTRACION CENTRAL + 8 : NEB CRUZ VERDE NIÑA EVA + 9 : CRT

Fecha : 21/06/2024 12:29:17 p.m.

Capitulo + 1000 + 2000 + 3000 + 4000 + 5000 + 6000 + 7000 + 8000 + 9000

Hoja : 1

| CONCEPTO | EGRESOS | | | | | |
|--|----------------|--------------------------------|----------------|----------------|----------------|----------------|
| | APROBADO | AMPLIACIONES/ (REDUCCIONES) | MODIFICADO | DEVENGADO | PAGADO | SUBEJERCICIO |
| | 1 | 2 | 3=(1+2) | 4 | 5 | 6=(3-4) |
| SERVICIOS PERSONALES | 717,431,758.41 | 0.00 | 717,431,758.41 | 277,856,495.08 | 242,937,809.54 | 439,575,263.33 |
| RENUMERACIONAL PERSONAL DE CARACTER | 265,009,456.32 | 0.00 | 265,009,456.32 | 98,217,601.06 | 98,217,601.06 | 166,791,855.26 |
| SUELDOS BASE AL PERSONAL PERMANENTE | 265,009,456.32 | 0.00 | 265,009,456.32 | 98,217,601.06 | 98,217,601.06 | 166,791,855.26 |
| SUELDOS BASE | 265,009,456.32 | 0.00 | 265,009,456.32 | 98,217,601.06 | 98,217,601.06 | 166,791,855.26 |
| RENUMERACIONAL PERSONAL DE CARACTER | 128,638,896.14 | 0.00 | 128,638,896.14 | 64,192,676.20 | 64,192,676.20 | 64,446,219.94 |
| SUELDOS BASE AL PERSONAL EVENTUAL | 128,638,896.14 | 0.00 | 128,638,896.14 | 64,192,676.20 | 64,192,676.20 | 64,446,219.94 |
| SUELDOS BASE AL PERSONAL EVENTUAL | 128,638,896.14 | 0.00 | 128,638,896.14 | 64,192,676.20 | 64,192,676.20 | 64,446,219.94 |
| REMUNERACIONES ADICIONALES Y ESPECIALES | 90,667,165.79 | 0.00 | 90,667,165.79 | 36,244,353.69 | 13,904,097.66 | 54,422,812.10 |
| PRIMAS X AÑOS DE SERVICIO EFECTIVOS | 18,024,523.44 | 0.00 | 18,024,523.44 | 7,436,285.89 | 7,436,285.89 | 10,588,237.55 |
| PRIMAS X AÑOS DE SERVICIO EFECTIVOS | 18,024,523.44 | 0.00 | 18,024,523.44 | 7,436,285.89 | 7,436,285.89 | 10,588,237.55 |
| PRIMAS DE VACAC, DOMINICAL Y GRATIF. FIN | 70,142,642.35 | 0.00 | 70,142,642.35 | 28,808,067.80 | 6,467,811.77 | 41,334,574.55 |
| PRIMAS DE VACACIONES Y DOMINICAL | 70,142,642.35 | 0.00 | 70,142,642.35 | 28,808,067.80 | 6,467,811.77 | 41,334,574.55 |
| HORAS EXTRAORDINARIAS | 2,500,000.00 | 0.00 | 2,500,000.00 | 0.00 | 0.00 | 2,500,000.00 |
| REMUNERACIONES POR HORAS | 2,500,000.00 | 0.00 | 2,500,000.00 | 0.00 | 0.00 | 2,500,000.00 |
| SEGURIDAD SOCIAL | 90,952,124.83 | 0.00 | 90,952,124.83 | 37,847,194.87 | 36,371,845.17 | 53,104,929.96 |
| APORTACIONES DE SEGURIDAD SOCIAL | 19,043,451.65 | 0.00 | 19,043,451.65 | 7,332,145.65 | 5,856,795.95 | 11,711,306.00 |
| APORTACIONES AL IMSS | 19,043,451.65 | 0.00 | 19,043,451.65 | 7,332,145.65 | 5,856,795.95 | 11,711,306.00 |
| APORTACIONES A FONDOS DE VIVIENDA | 9,937,854.61 | 0.00 | 9,937,854.61 | 4,176,381.62 | 4,176,381.62 | 5,761,472.99 |
| APORTACIONES A FONDO DE VIVIENDA | 9,937,854.61 | 0.00 | 9,937,854.61 | 4,176,381.62 | 4,176,381.62 | 5,761,472.99 |
| APORTACIONES AL SISTEMA PARA EL RETIRO | 57,970,818.57 | 0.00 | 57,970,818.57 | 24,356,592.60 | 24,356,592.60 | 33,614,225.97 |
| APORTACIONES SISTEMA DE AHORRO PARA | 57,970,818.57 | 0.00 | 57,970,818.57 | 24,356,592.60 | 24,356,592.60 | 33,614,225.97 |
| APORTACIONES PARA SEGUROS | 4,000,000.00 | 0.00 | 4,000,000.00 | 1,982,075.00 | 1,982,075.00 | 2,017,925.00 |
| CUOTAS SEGURO DE VIDA DEL PERSONAL | 4,000,000.00 | 0.00 | 4,000,000.00 | 1,982,075.00 | 1,982,075.00 | 2,017,925.00 |
| OTRAS PRESTACIONES SOCIALES Y | 130,750,054.65 | 0.00 | 130,750,054.65 | 40,421,949.68 | 29,318,869.87 | 90,328,104.97 |
| PRESTACIONES CONTRACTUALES | 130,050,054.65 | 0.00 | 130,050,054.65 | 40,421,949.68 | 29,318,869.87 | 89,628,104.97 |
| PRESTACIONES GRALES DE TRABAJO O | 130,050,054.65 | 0.00 | 130,050,054.65 | 40,421,949.68 | 29,318,869.87 | 89,628,104.97 |
| APOYOS CAPACITACION DE SERVIDORES | 700,000.00 | 0.00 | 700,000.00 | 0.00 | 0.00 | 700,000.00 |
| APOYOS CAPACITACION DE SERVIDORES | 700,000.00 | 0.00 | 700,000.00 | 0.00 | 0.00 | 700,000.00 |
| PAGO DE ESTIMULOS A SERVIDORES PUBLICOS | 11,414,060.68 | 0.00 | 11,414,060.68 | 932,719.58 | 932,719.58 | 10,481,341.10 |
| ESTIMULOS | 11,414,060.68 | 0.00 | 11,414,060.68 | 932,719.58 | 932,719.58 | 10,481,341.10 |
| ESTIMULOS POR PRODUCTIVIDAD Y | 11,414,060.68 | 0.00 | 11,414,060.68 | 932,719.58 | 932,719.58 | 10,481,341.10 |
| MATERIALES Y SUMINISTROS | 111,765,997.59 | 0.00 | 111,765,997.59 | 22,269,351.80 | 20,825,810.97 | 89,496,645.79 |
| MAT DE ADMON. EMISION DE DOCTO Y ART | 7,305,997.59 | 0.00 | 7,305,997.59 | 795,603.62 | 547,164.10 | 6,510,393.97 |
| MATERIALES, UTILES Y EQUIPOS MENORES DE | 2,755,997.59 | 0.00 | 2,755,997.59 | 114,956.78 | 114,956.78 | 2,641,040.81 |
| MATERIALES Y UTILES DE OFICINA | 2,755,997.59 | 0.00 | 2,755,997.59 | 114,956.78 | 114,956.78 | 2,641,040.81 |
| MATERIALES Y UTILES DE IMPRESION Y | 50,000.00 | 0.00 | 50,000.00 | 10,653.23 | 10,653.23 | 39,346.77 |
| MATERIALES Y UTILES DE IMPRESION Y | 50,000.00 | 0.00 | 50,000.00 | 10,653.23 | 10,653.23 | 39,346.77 |
| MATERIALES Y EQUIPOS MENORES DE TI Y | 400,000.00 | 0.00 | 400,000.00 | 123,452.04 | 123,452.04 | 276,547.96 |
| MATER PARA PROCESAMIENTO EN EQUIPOS | 400,000.00 | 0.00 | 400,000.00 | 123,452.04 | 123,452.04 | 276,547.96 |
| MATERIAL IMPRESO E INFORMACION DIGITAL | 600,000.00 | 0.00 | 600,000.00 | 156,380.99 | 27,620.99 | 443,619.01 |
| MATERIAL DE APOYO INFORMATIVO | 600,000.00 | 0.00 | 600,000.00 | 156,380.99 | 27,620.99 | 443,619.01 |
| MATERIAL DE LIMPIEZA | 3,500,000.00 | 0.00 | 3,500,000.00 | 390,160.58 | 270,481.06 | 3,109,839.42 |
| MATERIAL DE LIMPIEZA | 3,500,000.00 | 0.00 | 3,500,000.00 | 390,160.58 | 270,481.06 | 3,109,839.42 |
| ALIMENTOS Y UTENSILIOS | 6,500,000.00 | 0.00 | 6,500,000.00 | 1,540,966.22 | 1,537,006.22 | 4,959,033.78 |
| PRODUCTOS ALIMENTICIOS PARA PERSONAS | 6,000,000.00 | 0.00 | 6,000,000.00 | 1,537,535.02 | 1,533,575.02 | 4,462,464.98 |
| PROD. ALIMENTICIOS PARA EJERCITO | 6,000,000.00 | 0.00 | 6,000,000.00 | 1,537,535.02 | 1,533,575.02 | 4,462,464.98 |
| UTENSILIOS PARA EL SERVICIO DE | 500,000.00 | 0.00 | 500,000.00 | 3,431.20 | 3,431.20 | 496,568.80 |
| UTENSILIOS PARA EL SERVICIO DE | 500,000.00 | 0.00 | 500,000.00 | 3,431.20 | 3,431.20 | 496,568.80 |
| MAT Y ARTICULO DE CONTRUCCION Y DE | 1,860,000.00 | 0.00 | 1,860,000.00 | 1,105,059.62 | 1,105,059.62 | 754,940.38 |
| PRODUCTOS MINERALES NO METALICOS | 0.00 | 0.00 | 0.00 | 1,083.00 | 1,083.00 | -1,083.00 |
| PRODUCTOS MINERALES NO METALICOS | 0.00 | 0.00 | 0.00 | 1,083.00 | 1,083.00 | -1,083.00 |
| CEMENTO Y PRODUCTOS DE CONCRETO | 40,000.00 | 0.00 | 40,000.00 | 16,982.63 | 16,982.63 | 23,017.37 |
| CEMENTO Y PRO DUCTOS DE CONCRETO | 40,000.00 | 0.00 | 40,000.00 | 16,982.63 | 16,982.63 | 23,017.37 |
| CAL. YESO Y PRODUCTOS DE YESO | 10,000.00 | 0.00 | 10,000.00 | 4,780.00 | 4,780.00 | 5,220.00 |
| CAL. YESO Y PRODUCTOS DE YESO | 10,000.00 | 0.00 | 10,000.00 | 4,780.00 | 4,780.00 | 5,220.00 |
| MADERA Y PRODUCTOS DE MADERA | 10,000.00 | 0.00 | 10,000.00 | 0.00 | 0.00 | 10,000.00 |
| MADERA Y PRODUCTOS DE MADERA | 10,000.00 | 0.00 | 10,000.00 | 0.00 | 0.00 | 10,000.00 |
| VIDRIO Y PRODUCTOS DE VIDRIO | 50,000.00 | 0.00 | 50,000.00 | 6,180.00 | 6,180.00 | 43,820.00 |

* Bajo protesta de decir verdad declaramos que los Estados Financieros y sus notas, son razonablemente correctos y son responsabilidad del emisor

LIC. SILVIA DULORES NAVARRO ROMERO
 JEFE DE RECURSOS FINANCIEROS

LIC. CESAR ALEJANDRO FERNANDEZ ALVAREZ
 DIRECTOR ADMINISTRATIVO

LIC. RICARDO OCHOA PLASCENCIA
 DIRECTOR GENERAL



ESTADO ANALITICO DEL EJERCICIO DEL PRESUPUESTO DE EGRESOS
 CLASIFICACION POR OBJETO DE GASTO
 DE ENERO A MAYO AÑO 2024

REC. SUBSIDIO Y PROPIOS + RECURSOS PROPIOS

: 0 : AQUA + 1 : HGZ HOSPITAL GENERAL DE ZAPOPAN + 2 : FED CRUZ VERDE FEDERALISMO + 3 : NTE CRUZ VERDE NORTE + 4 : STL CRUZ VERDE SANTA LUC
 SUR CRUZ VERDE SUR + 6 : VGP CRUZ VERDE VILLA DE GUADALUPE + 7 : DIRECCION Y ADMINISTRACION CENTRAL + 8 : NEB CRUZ VERDE NIÑA EVA + 9 : CRI

Fecha : 21/06/2024 12:29:17 p.m. Capitulo + 1000 + 2000 + 3000 + 4000 + 5000 + 6000 + 7000 + 8000 + 9000

Hoja : 2

| CONCEPTO | EGRESOS | | | | | | SUBEJERCICIO |
|---|----------------|--------------------------------|----------------|---------------|---------------|----------------|--------------|
| | APROBADO | AMPLIACIONES/ (REDUCCIONES) | MODIFICADO | DEVENGADO | PAGADO | 6 = (3-4) | |
| | 1 | 2 | 3 = (1+2) | 4 | 5 | | |
| VIDRIO Y PRODUCTOS DE VIDRIO | 50,000.00 | 0.00 | 50,000.00 | 6,180.00 | 6,180.00 | 43,820.00 | |
| MATERIAL ELECTRICO Y ELECTRONICO | 600,000.00 | 0.00 | 600,000.00 | 388,997.41 | 388,997.41 | 211,002.59 | |
| MATERIAL ELECTRICO Y ELECTRONICO | 600,000.00 | 0.00 | 600,000.00 | 388,997.41 | 388,997.41 | 211,002.59 | |
| ARTICULOS METALICOS PARA LA | 100,000.00 | 0.00 | 100,000.00 | 631,375.74 | 631,375.74 | -531,375.74 | |
| ARTICULOS METALICOS PARA LA | 100,000.00 | 0.00 | 100,000.00 | 631,375.74 | 631,375.74 | -531,375.74 | |
| MATERIALES COMPLEMENTARIOS | 50,000.00 | 0.00 | 50,000.00 | 0.00 | 0.00 | 50,000.00 | |
| MATERIALES COMPLEMENTARIOS | 50,000.00 | 0.00 | 50,000.00 | 0.00 | 0.00 | 50,000.00 | |
| OTROS MATERIALES Y ART. D CONSTRU Y | 1,000,000.00 | 0.00 | 1,000,000.00 | 55,660.84 | 55,660.84 | 944,339.16 | |
| OTROS MATERIALES Y ART. D CONSTRU Y | 1,000,000.00 | 0.00 | 1,000,000.00 | 55,660.84 | 55,660.84 | 944,339.16 | |
| PRODUCTOS QUIM. FARMACEUTICOS Y DE | 78,350,000.00 | 0.00 | 78,350,000.00 | 12,304,612.82 | 11,242,840.09 | 66,045,387.18 | |
| MEDICINAS Y PRODUCTOS FARMACEUTICOS | 38,000,000.00 | 0.00 | 38,000,000.00 | 6,642,604.67 | 6,515,434.05 | 31,357,395.33 | |
| MEDICINAS Y PRODUCTOS FARMACEUTICOS | 38,000,000.00 | 0.00 | 38,000,000.00 | 6,642,604.67 | 6,515,434.05 | 31,357,395.33 | |
| MATERIALES, ACCESORIOS Y SUMINISTROS | 38,000,000.00 | 0.00 | 38,000,000.00 | 5,617,048.29 | 4,698,651.38 | 32,382,951.71 | |
| MATERIALES, ACCESORIOS Y SUMINISTROS | 38,000,000.00 | 0.00 | 38,000,000.00 | 5,617,048.29 | 4,698,651.38 | 32,382,951.71 | |
| MATERIALES, ACCESORIOS Y SUMINIS. DE | 100,000.00 | 0.00 | 100,000.00 | 100.00 | 100.00 | 99,900.00 | |
| MATERIALES, ACCESORIOS Y SUMINIS. DE | 100,000.00 | 0.00 | 100,000.00 | 100.00 | 100.00 | 99,900.00 | |
| FIBRAS SINTETICAS, HULES, PLASTICOS Y | 2,200,000.00 | 0.00 | 2,200,000.00 | 41,317.75 | 25,112.55 | 2,158,682.25 | |
| FIBRAS SINTETICAS, HULES PLASTICOS Y | 2,200,000.00 | 0.00 | 2,200,000.00 | 41,317.75 | 25,112.55 | 2,158,682.25 | |
| OTROS PRODUCTOS QUIMICOS | 50,000.00 | 0.00 | 50,000.00 | 3,542.11 | 3,542.11 | 46,457.89 | |
| OTROS PRODUCTOS QUIMICOS | 50,000.00 | 0.00 | 50,000.00 | 3,542.11 | 3,542.11 | 46,457.89 | |
| COMBUSTIBLES, LUBRICANTES Y ADITIVOS | 6,500,000.00 | 0.00 | 6,500,000.00 | 1,347,091.27 | 1,217,722.69 | 5,152,908.73 | |
| COMBUSTIBLES, LUBRICANTES Y ADITIVOS | 6,500,000.00 | 0.00 | 6,500,000.00 | 1,347,091.27 | 1,217,722.69 | 5,152,908.73 | |
| COMB. VEHICULOS DE PROG DE SEGURIDAD | 6,500,000.00 | 0.00 | 6,500,000.00 | 1,347,091.27 | 1,217,722.69 | 5,152,908.73 | |
| VESTUARIO,BCOS. PRENDAS DE PROTEC Y ART | 8,800,000.00 | 0.00 | 8,800,000.00 | 5,007,392.72 | 5,007,392.72 | 3,792,607.28 | |
| VESTUARIO Y UNIFORMES | 5,000,000.00 | 0.00 | 5,000,000.00 | 2,093,558.72 | 2,093,558.72 | 2,906,441.28 | |
| VESTUARIO Y UNIFORMES | 5,000,000.00 | 0.00 | 5,000,000.00 | 2,093,558.72 | 2,093,558.72 | 2,906,441.28 | |
| PRENDAS DE SEGURIDAD Y PROTECCION | 800,000.00 | 0.00 | 800,000.00 | 195,681.40 | 195,681.40 | 604,318.60 | |
| PRENDAS DE PROTECCION PERSONAL | 800,000.00 | 0.00 | 800,000.00 | 195,681.40 | 195,681.40 | 604,318.60 | |
| BLANCOS Y TEXTILES, EXCEPTO PRENDAS DE | 3,000,000.00 | 0.00 | 3,000,000.00 | 2,718,152.60 | 2,718,152.60 | 281,847.40 | |
| BLANCOS Y TEXTILES, EXCEPTO PRENDAS | 3,000,000.00 | 0.00 | 3,000,000.00 | 2,718,152.60 | 2,718,152.60 | 281,847.40 | |
| HERRAMIENTAS, REFACCIONES Y | 2,450,000.00 | 0.00 | 2,450,000.00 | 168,625.53 | 168,625.53 | 2,281,374.47 | |
| HERRAMIENTAS MENORES | 500,000.00 | 0.00 | 500,000.00 | 22,167.10 | 22,167.10 | 477,832.90 | |
| HERRAMIENTAS MENORES | 500,000.00 | 0.00 | 500,000.00 | 22,167.10 | 22,167.10 | 477,832.90 | |
| REFACCIONES Y ACCESORIOS MENORES DE | 100,000.00 | 0.00 | 100,000.00 | 25,393.76 | 25,393.76 | 74,606.24 | |
| REFACCIONES Y ACCESORIOS MENORES DE | 100,000.00 | 0.00 | 100,000.00 | 25,393.76 | 25,393.76 | 74,606.24 | |
| REFAC Y ACC MENORES DE MOB Y EQPO DE | 100,000.00 | 0.00 | 100,000.00 | 30,454.67 | 30,454.67 | 69,545.33 | |
| REFAC Y ACC MENORES DE MOB Y EQPO DE | 100,000.00 | 0.00 | 100,000.00 | 30,454.67 | 30,454.67 | 69,545.33 | |
| REFAC Y ACC MENORES DE EQUIPO DE | 150,000.00 | 0.00 | 150,000.00 | 12,185.55 | 12,185.55 | 137,814.45 | |
| REFAC Y ACC PARA EQUIPO DE COMPUTO | 150,000.00 | 0.00 | 150,000.00 | 12,185.55 | 12,185.55 | 137,814.45 | |
| REFAC Y ACC MENORES EQ e | 500,000.00 | 0.00 | 500,000.00 | 58,968.26 | 58,968.26 | 441,031.74 | |
| REFAC Y ACC MENORES EQ e | 500,000.00 | 0.00 | 500,000.00 | 58,968.26 | 58,968.26 | 441,031.74 | |
| REFAC Y ACC MENORES DE EQUIPO DE | 1,000,000.00 | 0.00 | 1,000,000.00 | 10,801.08 | 10,801.08 | 989,198.92 | |
| REFAC Y ACC MENORES DE EQUIPO DE | 1,000,000.00 | 0.00 | 1,000,000.00 | 10,801.08 | 10,801.08 | 989,198.92 | |
| REFAC Y ACC MENORES OTROS BIENES | 100,000.00 | 0.00 | 100,000.00 | 8,655.11 | 8,655.11 | 91,344.89 | |
| REFAC Y ACC MENORES OTROS BIENES | 100,000.00 | 0.00 | 100,000.00 | 8,655.11 | 8,655.11 | 91,344.89 | |
| SERVICIOS GENERALES | 108,677,000.00 | 41,352,077.65 | 150,029,077.65 | 40,034,515.37 | 39,221,557.28 | 109,994,562.28 | |
| SERVICIOS BASICOS | 7,682,000.00 | 0.00 | 7,682,000.00 | 1,779,944.21 | 1,779,944.21 | 5,902,055.79 | |
| ENERGIA ELECTRICA | 6,000,000.00 | 0.00 | 6,000,000.00 | 1,508,093.84 | 1,508,093.84 | 4,491,906.16 | |
| SERVICIO DE ENERGIA ELECTRICA | 6,000,000.00 | 0.00 | 6,000,000.00 | 1,508,093.84 | 1,508,093.84 | 4,491,906.16 | |
| GAS | 500,000.00 | 0.00 | 500,000.00 | 112,420.50 | 112,420.50 | 387,579.50 | |
| GAS | 500,000.00 | 0.00 | 500,000.00 | 112,420.50 | 112,420.50 | 387,579.50 | |
| AGUA | 400,000.00 | 0.00 | 400,000.00 | 41,794.00 | 41,794.00 | 358,206.00 | |
| SERVICIO DE AGUA | 400,000.00 | 0.00 | 400,000.00 | 41,794.00 | 41,794.00 | 358,206.00 | |
| TELEFONIA TRADICIONAL | 250,000.00 | 0.00 | 250,000.00 | 77,074.06 | 77,074.06 | 172,925.94 | |
| SERVICIO TELEFONICO TRADICIONAL | 250,000.00 | 0.00 | 250,000.00 | 77,074.06 | 77,074.06 | 172,925.94 | |
| TELEFONIA CELULAR | 30,000.00 | 0.00 | 30,000.00 | 11,105.00 | 11,105.00 | 18,895.00 | |
| SERVICIO DE TELEFONIA CELULAR | 30,000.00 | 0.00 | 30,000.00 | 11,105.00 | 11,105.00 | 18,895.00 | |
| SERV ACCESO INTERNET Y PROC. DE | 400,000.00 | 0.00 | 400,000.00 | 29,456.81 | 29,456.81 | 370,543.19 | |

* Bajo protesta de veracidad declaramos que los Estados Financieros y sus notas, son razonablemente correctos y son responsabilidad del Emisor

LIC. SILVIA DOLORES NAVARRO ROMERO JEFE DE RECURSOS FINANCIEROS
 LIC. CESAR ALEJANDRO HERNANDEZ ALVAREZ DIRECTOR ADMINISTRATIVO
 LIC. CARLOS RICARDO PLASCENCIA DIRECTOR GENERAL



ESTADO ANALITICO DEL EJERCICIO DEL PRESUPUESTO DE EGRESOS
 CLASIFICACION POR OBJETO DE GASTO
 DE ENERO A MAYO AÑO 2024

REC. SUBSIDIO Y PROPIOS + RECURSOS PROPIOS

: 0 : AQUA + 1 : HGZ HOSPITAL GENERAL DE ZAPOPAN + 2 : FED CRUZ VERDE FEDERALISMO + 3 : NTE CRUZ VERDE NORTE + 4 : STL CRUZ VERDE SANTA LUC
 SUR CRUZ VERDE SUR + 6 : VGP CRUZ VERDE VILLA DE GUADALUPE + 7 : DIRECCION Y ADMINISTRACION CENTRAL + 8 : NEB CRUZ VERDE NIÑA EVA + 9 : CRT
 Capitulo + 1000 + 2000 + 3000 + 4000 + 5000 + 6000 + 7000 + 8000 + 9000

Fecha : 21/06/2024 12:29:18 p. m.

Hoja : 3

| CONCEPTO | EGRESOS | | | | | |
|--|---------------|--------------------------------|---------------|---------------|---------------|---------------|
| | APROBADO | AMPLIACIONES/ (REDUCCIONES) | MODIFICADO | DEVENGADO | PAGADO | SUBEJERCICIO |
| | 1 | 2 | 3=(1+2) | 4 | 5 | 6=(3-4) |
| SERV CONDUC. SEÑALES ANALOGICAS Y | 400,000.00 | 0.00 | 400,000.00 | 29,456.81 | 29,456.81 | 370,543.19 |
| SERVICIOS POSTALES Y TELEGRAFICOS | 2,000.00 | 0.00 | 2,000.00 | 0.00 | 0.00 | 2,000.00 |
| SERVICIO POSTAL | 2,000.00 | 0.00 | 2,000.00 | 0.00 | 0.00 | 2,000.00 |
| SERVICIOS INTEGRALES Y OTROS SERVICIOS | 100,000.00 | 0.00 | 100,000.00 | 0.00 | 0.00 | 100,000.00 |
| SERVICIOS INTEGRALES DE | 100,000.00 | 0.00 | 100,000.00 | 0.00 | 0.00 | 100,000.00 |
| SERVICIOS DE ARRENDAMIENTO | 20,000.00 | 0.00 | 20,000.00 | 138,382.00 | 71,102.00 | -118,382.00 |
| ARRENDAMIENTO DE MOB Y EOPO DE | 20,000.00 | 0.00 | 20,000.00 | 0.00 | 0.00 | 20,000.00 |
| ARRENDAMIENTO DE EQUIPO Y BIENES | 20,000.00 | 0.00 | 20,000.00 | 0.00 | 0.00 | 20,000.00 |
| OTROS ARRENDAMIENTOS | 0.00 | 0.00 | 0.00 | 138,382.00 | 71,102.00 | -138,382.00 |
| ARREND. DE SUSTANCIAS Y PRODUCTOS | 0.00 | 0.00 | 0.00 | 138,382.00 | 71,102.00 | -138,382.00 |
| SERV PROF. CIENTIF, TECNICO Y OTROS | 77,650,000.00 | 0.00 | 77,650,000.00 | 22,273,636.64 | 21,608,959.39 | 55,376,363.36 |
| SERV LEGALES, CONTAB, AUDITORIA Y | 700,000.00 | 0.00 | 700,000.00 | 208,800.00 | 208,800.00 | 491,200.00 |
| ASESORIAS ASOCIADAS A CONVENIOS, | 700,000.00 | 0.00 | 700,000.00 | 208,800.00 | 208,800.00 | 491,200.00 |
| SERV CONSULTORIA ADMVA, | 450,000.00 | 0.00 | 450,000.00 | 0.00 | 0.00 | 450,000.00 |
| SERVICIOS DE INFORMATICA | 450,000.00 | 0.00 | 450,000.00 | 0.00 | 0.00 | 450,000.00 |
| SERVICIOS DE CAPACITACION | 4,000,000.00 | 0.00 | 4,000,000.00 | 0.00 | 0.00 | 4,000,000.00 |
| SERVICIOS CAPACITACION A SERVIDORES | 4,000,000.00 | 0.00 | 4,000,000.00 | 0.00 | 0.00 | 4,000,000.00 |
| SERV APOYO | 2,500,000.00 | 0.00 | 2,500,000.00 | 611,570.31 | 611,570.31 | 1,888,429.69 |
| SERVICIOS RELACIONADOS CON | 2,500,000.00 | 0.00 | 2,500,000.00 | 611,570.31 | 611,570.31 | 1,888,429.69 |
| SERVICIOS DE VIGILANCIA | 5,000,000.00 | 0.00 | 5,000,000.00 | 1,376,404.72 | 711,727.47 | 3,623,595.28 |
| SERVICIOS DE VIGILANCIA | 5,000,000.00 | 0.00 | 5,000,000.00 | 1,376,404.72 | 711,727.47 | 3,623,595.28 |
| SERV PROF., CIENTIFICOS Y TECNICOS | 65,000,000.00 | 0.00 | 65,000,000.00 | 20,076,861.61 | 20,076,861.61 | 44,923,138.39 |
| SUBCONTRATACION DE SERVICIOS CON | 65,000,000.00 | 0.00 | 65,000,000.00 | 20,076,861.61 | 20,076,861.61 | 44,923,138.39 |
| SERVICIO FINANCIEROS, BANCARIOS Y | 3,625,000.00 | 0.00 | 3,625,000.00 | 676,674.29 | 676,674.29 | 2,948,325.71 |
| SERVICIOS FINANCIEROS Y BANCARIOS | 1,000,000.00 | 0.00 | 1,000,000.00 | 275,202.16 | 275,202.16 | 724,797.84 |
| SERVICIOS BANCARIOS Y FINANCIEROS | 1,000,000.00 | 0.00 | 1,000,000.00 | 275,202.16 | 275,202.16 | 724,797.84 |
| SERV DE RECAUDACION, TRASLADO Y CUST. | 600,000.00 | 0.00 | 600,000.00 | 323,565.45 | 323,565.45 | 276,434.55 |
| GASTOS INHERENTES A LA RECAUDACION | 600,000.00 | 0.00 | 600,000.00 | 323,565.45 | 323,565.45 | 276,434.55 |
| SEGUROS DE RESPONSABIL PATRIMONIAL Y | 25,000.00 | 0.00 | 25,000.00 | 17,513.82 | 17,513.82 | 7,486.18 |
| SEGURO DE RESPONSABILIDAD | 25,000.00 | 0.00 | 25,000.00 | 17,513.82 | 17,513.82 | 7,486.18 |
| SEGURO DE BIENES PATRIMONIALES | 2,000,000.00 | 0.00 | 2,000,000.00 | 60,392.86 | 60,392.86 | 1,939,607.14 |
| SEGUROS DE BIENES PATRIMONIALES | 2,000,000.00 | 0.00 | 2,000,000.00 | 60,392.86 | 60,392.86 | 1,939,607.14 |
| SERV DE INST. REPARACION, MANTTO Y | 13,790,000.00 | 41,352,077.65 | 55,142,077.65 | 15,087,078.23 | 15,006,077.39 | 40,054,999.42 |
| CONSERVACION Y MANTO MENOR DE | 5,000,000.00 | 41,352,077.65 | 46,352,077.65 | 13,768,327.36 | 13,768,327.36 | 32,583,750.29 |
| MANTTO Y CONSERVACION INMUEBLES | 5,000,000.00 | 41,352,077.65 | 46,352,077.65 | 13,768,327.36 | 13,768,327.36 | 32,583,750.29 |
| INST. REP Y MTO D MOB Y EQ D ADM, EDUC | 200,000.00 | 0.00 | 200,000.00 | 0.00 | 0.00 | 200,000.00 |
| MANTO DE MOB. Y EQUIPO DE | 200,000.00 | 0.00 | 200,000.00 | 0.00 | 0.00 | 200,000.00 |
| INSTAL, REPAR Y MANTO DE EQ DE COMPUTO | 10,000.00 | 0.00 | 10,000.00 | 0.00 | 0.00 | 10,000.00 |
| MANTO Y CONSERVACION DE BIENES | 10,000.00 | 0.00 | 10,000.00 | 0.00 | 0.00 | 10,000.00 |
| INSTAL, REP Y MANTO EQ E INST MEDICO Y | 200,000.00 | 0.00 | 200,000.00 | 186,315.75 | 186,315.75 | 13,684.25 |
| INSTAL, REP Y MANTO EQ E INST MEDICO Y | 200,000.00 | 0.00 | 200,000.00 | 186,315.75 | 186,315.75 | 13,684.25 |
| REPARACION Y MANTO DE EQUIPO DE | 2,000,000.00 | 0.00 | 2,000,000.00 | 209,884.90 | 201,964.06 | 1,790,115.10 |
| MANTENIMIENTO Y CONSERVACION DE | 2,000,000.00 | 0.00 | 2,000,000.00 | 209,884.90 | 201,964.06 | 1,790,115.10 |
| REPAR Y MANTO D EQUIPO DE DEFENSA Y | 30,000.00 | 0.00 | 30,000.00 | 8,700.00 | 8,700.00 | 21,300.00 |
| REPAR Y MANTO D EQUIPO DE DEFENSA Y | 30,000.00 | 0.00 | 30,000.00 | 8,700.00 | 8,700.00 | 21,300.00 |
| MANT DE MAQUINARIA, OTROS EQUIPOS Y | 1,000,000.00 | 0.00 | 1,000,000.00 | 121,271.40 | 121,271.40 | 878,728.60 |
| MANTE Y CONSERVACION DE MAQUINARIA Y | 1,000,000.00 | 0.00 | 1,000,000.00 | 121,271.40 | 121,271.40 | 878,728.60 |
| SERVICIOS DE LIMPIEZA Y MANEJO DE | 5,000,000.00 | 0.00 | 5,000,000.00 | 705,926.82 | 632,846.82 | 4,294,073.18 |
| SERVICIOS DE LAVANDERIA, LIMPIEZA E | 5,000,000.00 | 0.00 | 5,000,000.00 | 705,926.82 | 632,846.82 | 4,294,073.18 |
| SERVICIOS DE JARDINERIA Y FUMIGACION | 350,000.00 | 0.00 | 350,000.00 | 86,652.00 | 86,652.00 | 263,348.00 |
| SERVICIOS DE JARDINERIA Y FUMIGACION | 350,000.00 | 0.00 | 350,000.00 | 86,652.00 | 86,652.00 | 263,348.00 |
| SERVICIOS DE TRASLADO Y VIATICOS | 300,000.00 | 0.00 | 300,000.00 | 118.00 | 118.00 | 299,882.00 |
| PASAJES AEREOS | 100,000.00 | 0.00 | 100,000.00 | 0.00 | 0.00 | 100,000.00 |
| PJES AEREOS NACIONAL, LABOR EN CAMPO | 100,000.00 | 0.00 | 100,000.00 | 0.00 | 0.00 | 100,000.00 |
| PASAJES TERRESTRES | 100,000.00 | 0.00 | 100,000.00 | 118.00 | 118.00 | 99,882.00 |
| PJES TERRES NACIONALES, LABOR EN CAMPO | 100,000.00 | 0.00 | 100,000.00 | 118.00 | 118.00 | 99,882.00 |
| VIATICOS EN EL PAIS | 100,000.00 | 0.00 | 100,000.00 | 0.00 | 0.00 | 100,000.00 |
| VIAT. NAC, LABORES EN CAMPO Y DE | 100,000.00 | 0.00 | 100,000.00 | 0.00 | 0.00 | 100,000.00 |

* Bajo promesa de veracidad declaramos que los Estados Financieros y sus notas, son razonablemente correctos y son responsabilidad del emisor

JEFATURA DE RECURSOS FINANCIEROS
 LIC. SILVIA DOLORES NAVARRO ROMERO
 JEFE DE RECURSOS FINANCIEROS

DIRECCION DE ADMINISTRACION FINANZAS
 LIC. CESAR ALEJANDRO HERNANDEZ ALVAREZ
 DIRECTOR ADMINISTRATIVO

DIRECCION GENERAL
 LIC. MIGUEL ALVARO RICO PLASCENCIA
 DIRECTOR GENERAL



ESTADO ANALITICO DEL EJERCICIO DEL PRESUPUESTO DE EGRESOS
 CLASIFICACION POR OBJETO DE GASTO
 DE ENERO A MAYO AÑO 2024

REC. SUBSIDIO Y PROPIOS + RECURSOS PROPIOS

: 0 : AQUA + 1 : HGZ HOSPITAL GENERAL DE ZAPOPAN + 2 : FED CRUZ VERDE FEDERALISMO + 3 : NTE CRUZ VERDE NORTE + 4 : STL CRUZ VERDE SANTA LUC SUR CRUZ VERDE SUR + 6 : VGP CRUZ VERDE VILLA DE GUADALUPE + 7 : DIRECCION Y ADMINISTRACION CENTRAL + 8 : NEB CRUZ VERDE NIÑA EVA + 9 : CRT
 Capitulo + 1000 + 2000 + 3000 + 4000 + 5000 + 6000 + 7000 + 8000 + 9000

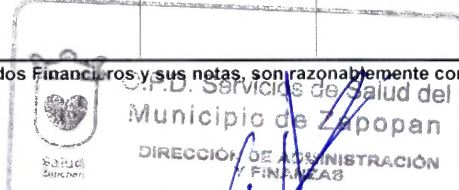
Fecha : 21/06/2024 12:29:18 p. m.

Hoja : 4

| CONCEPTO | EGRESOS | | | | | |
|---|------------------|--------------------------------|------------------|----------------|----------------|----------------|
| | APROBADO | AMPLIACIONES/ (REDUCCIONES) | MODIFICADO | DEVENGADO | PAGADO | SUBEJERCICIO |
| | 1 | 2 | 3 = (1+2) | 4 | 5 | 6 = (3-4) |
| SERVICIOS OFICIALES | 500,000.00 | 0.00 | 500,000.00 | 0.00 | 0.00 | 500,000.00 |
| CONGRESOS Y CONVENCIONES | 500,000.00 | 0.00 | 500,000.00 | 0.00 | 0.00 | 500,000.00 |
| CONGRESOS Y CONVENCIONES | 500,000.00 | 0.00 | 500,000.00 | 0.00 | 0.00 | 500,000.00 |
| OTROS SERVICIOS GENERALES | 5,110,000.00 | 0.00 | 5,110,000.00 | 78,682.00 | 78,682.00 | 5,031,318.00 |
| IMPUESTOS Y DERECHOS | 200,000.00 | 0.00 | 200,000.00 | 78,682.00 | 78,682.00 | 121,318.00 |
| IMPUESTOS Y DERECHOS DE EXPORTACION | 200,000.00 | 0.00 | 200,000.00 | 78,682.00 | 78,682.00 | 121,318.00 |
| SENTENCIAS Y RESOLUCIONES AUTORIDAD | 4,890,000.00 | 0.00 | 4,890,000.00 | 0.00 | 0.00 | 4,890,000.00 |
| EROGACIONES RESOLUCIONES AUTORIDAD | 4,890,000.00 | 0.00 | 4,890,000.00 | 0.00 | 0.00 | 4,890,000.00 |
| PENAS, MULTAS, ACCESORIOS Y | 20,000.00 | 0.00 | 20,000.00 | 0.00 | 0.00 | 20,000.00 |
| PENAS, MULTAS, ACCESORIOS Y | 20,000.00 | 0.00 | 20,000.00 | 0.00 | 0.00 | 20,000.00 |
| TRANF. ASIGNACIONES, SUBSIDIOS Y OTRAS | 15,800,000.00 | 0.00 | 15,800,000.00 | 785,583.91 | 5,837.79 | 15,014,416.09 |
| AYUDAS SOCIALES | 15,800,000.00 | 0.00 | 15,800,000.00 | 785,583.91 | 5,837.79 | 15,014,416.09 |
| AYUDAS SOCIALES A PERSONAS | 13,800,000.00 | 0.00 | 13,800,000.00 | 5,837.79 | 5,837.79 | 13,794,162.21 |
| AYUDAS SOCIALES A PERSONAS | 13,800,000.00 | 0.00 | 13,800,000.00 | 5,837.79 | 5,837.79 | 13,794,162.21 |
| AYUDAS SOCIALES A INSTITU SIN FINES DE | 2,000,000.00 | 0.00 | 2,000,000.00 | 779,746.12 | 0.00 | 1,220,253.88 |
| AYUDAS SOCIALES A INSTITUCIONES SIN | 2,000,000.00 | 0.00 | 2,000,000.00 | 779,746.12 | 0.00 | 1,220,253.88 |
| BIENES MUEBLES, INMUEBLES E INTANGIBLES | 66,325,244.00 | 40,000,000.00 | 106,325,244.00 | 6,352,671.92 | 6,276,441.93 | 99,972,572.08 |
| MOBILIARIO Y EQUIPO DE ADMINISTRACION | 11,000,000.00 | 10,000,000.00 | 21,000,000.00 | 616,573.58 | 616,573.58 | 20,383,426.42 |
| MUEBLES DE OFICINA Y ESTANTERIA | 8,000,000.00 | 10,000,000.00 | 18,000,000.00 | 0.00 | 0.00 | 18,000,000.00 |
| MOBILIARIO DE OFICINA Y ESTANTERIA | 8,000,000.00 | 10,000,000.00 | 18,000,000.00 | 0.00 | 0.00 | 18,000,000.00 |
| EQUIPO DE COMPUTO Y D TECNOLOG DE | 2,000,000.00 | 0.00 | 2,000,000.00 | 457,036.27 | 457,036.27 | 1,542,963.73 |
| BIENES INFORMATICOS | 2,000,000.00 | 0.00 | 2,000,000.00 | 457,036.27 | 457,036.27 | 1,542,963.73 |
| OTROS MOBILIARIOS Y EQUIPOS DE | 1,000,000.00 | 0.00 | 1,000,000.00 | 159,537.31 | 159,537.31 | 840,462.69 |
| EQUIPO DE ADMINISTRACION | 1,000,000.00 | 0.00 | 1,000,000.00 | 159,537.31 | 159,537.31 | 840,462.69 |
| MOBILIARIO Y EQUIPO EDUCACIONAL Y | 2,850,000.00 | 0.00 | 2,850,000.00 | 1,066,989.47 | 990,759.48 | 1,783,010.53 |
| EQUIPOS Y APARATOS AUDIOVISUALES | 700,000.00 | 0.00 | 700,000.00 | 990,759.48 | 990,759.48 | -290,759.48 |
| EQUIPOS Y APARATOS AUDIOVISUALES | 700,000.00 | 0.00 | 700,000.00 | 990,759.48 | 990,759.48 | -290,759.48 |
| APARATOS DEPORTIVOS | 2,000,000.00 | 0.00 | 2,000,000.00 | 0.00 | 0.00 | 2,000,000.00 |
| APARATOS DEPORTIVOS | 2,000,000.00 | 0.00 | 2,000,000.00 | 0.00 | 0.00 | 2,000,000.00 |
| CAMARAS FOTOGRAFICAS Y DE VIDEO | 150,000.00 | 0.00 | 150,000.00 | 76,229.99 | 0.00 | 73,770.01 |
| CAMARAS FOTOGRAFICAS Y DE VIDEO | 150,000.00 | 0.00 | 150,000.00 | 76,229.99 | 0.00 | 73,770.01 |
| EQUIPO E INSTRUMENTAL MEDICO Y DE | 10,000,000.00 | 25,000,000.00 | 35,000,000.00 | 759,480.80 | 759,480.80 | 34,240,519.20 |
| EQUIPO MEDICO Y DE LABORATORIO | 5,000,000.00 | 25,000,000.00 | 30,000,000.00 | 747,480.80 | 747,480.80 | 29,252,519.20 |
| EQUIPO MEDICO Y DE LABORATORIO | 5,000,000.00 | 25,000,000.00 | 30,000,000.00 | 747,480.80 | 747,480.80 | 29,252,519.20 |
| INSTRUMENTAL MEDICO Y DE LABORATORIO | 5,000,000.00 | 0.00 | 5,000,000.00 | 12,000.00 | 12,000.00 | 4,988,000.00 |
| INSTRUMENTAL MEDICO Y DE LABORATORIO | 5,000,000.00 | 0.00 | 5,000,000.00 | 12,000.00 | 12,000.00 | 4,988,000.00 |
| VEHICULOS Y EQUIPO DE TRANSPORTE | 16,000,000.00 | 5,000,000.00 | 21,000,000.00 | 0.00 | 0.00 | 21,000,000.00 |
| VEHICULOS Y EQUIPO TERRESTRE | 14,000,000.00 | 5,000,000.00 | 19,000,000.00 | 0.00 | 0.00 | 19,000,000.00 |
| VEHICULOS TERRESTRES PARA PROG | 14,000,000.00 | 5,000,000.00 | 19,000,000.00 | 0.00 | 0.00 | 19,000,000.00 |
| OTROS EQUIPOS DE TRANSPORTE | 2,000,000.00 | 0.00 | 2,000,000.00 | 0.00 | 0.00 | 2,000,000.00 |
| OTROS EQUIPOS DE TRANSPORTE | 2,000,000.00 | 0.00 | 2,000,000.00 | 0.00 | 0.00 | 2,000,000.00 |
| MAQUINARIA, OTROS EQUIPOS Y | 19,975,244.00 | 0.00 | 19,975,244.00 | 1,589,628.07 | 1,589,628.07 | 18,385,615.93 |
| AIRE ACOND. CALEFAC Y DE REFRIG. IND Y | 16,500,000.00 | 0.00 | 16,500,000.00 | 1,447,714.80 | 1,447,714.80 | 15,052,285.20 |
| SISTEMAS DE AIRE ACONDICIONADO, | 16,500,000.00 | 0.00 | 16,500,000.00 | 1,447,714.80 | 1,447,714.80 | 15,052,285.20 |
| EQUIPO DE COMUNICACION Y | 300,000.00 | 0.00 | 300,000.00 | 0.00 | 0.00 | 300,000.00 |
| EQPOS Y APARATOS DE COMUNIC. Y | 300,000.00 | 0.00 | 300,000.00 | 0.00 | 0.00 | 300,000.00 |
| EQ. GENERACION ELECTRICA, APAR Y ACCES | 1,000,000.00 | 0.00 | 1,000,000.00 | 0.00 | 0.00 | 1,000,000.00 |
| MAQUINARIA Y EQUIPO ELECTRICO Y | 1,000,000.00 | 0.00 | 1,000,000.00 | 0.00 | 0.00 | 1,000,000.00 |
| HERRAMIENTAS Y MAQUINAS-HERRAMIENTA | 500,000.00 | 0.00 | 500,000.00 | 0.00 | 0.00 | 500,000.00 |
| HERRAMIENTAS Y MAQUINAS HERRAMIENTA | 500,000.00 | 0.00 | 500,000.00 | 0.00 | 0.00 | 500,000.00 |
| OTROS EQUIPOS | 1,675,244.00 | 0.00 | 1,675,244.00 | 141,913.27 | 141,913.27 | 1,533,330.73 |
| BIENES MUEBLES POR ARRENDAMIENTO | 1,675,244.00 | 0.00 | 1,675,244.00 | 141,913.27 | 141,913.27 | 1,533,330.73 |
| ACTIVOS INTANGIBLES | 6,500,000.00 | 0.00 | 6,500,000.00 | 2,320,000.00 | 2,320,000.00 | 4,180,000.00 |
| SOFTWARE | 6,500,000.00 | 0.00 | 6,500,000.00 | 2,320,000.00 | 2,320,000.00 | 4,180,000.00 |
| SOFTWARE | 6,500,000.00 | 0.00 | 6,500,000.00 | 2,320,000.00 | 2,320,000.00 | 4,180,000.00 |
| TOTALES | 1,020,000,000.00 | 81,352,077.65 | 1,101,352,077.65 | 347,298,618.08 | 309,267,457.51 | 754,053,459.57 |

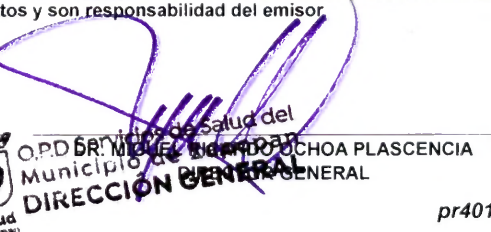
O.P.D. Servicios de Salud del
 Municipio de Zapopan
**EFATURA DE RECURSOS
 FINANCIEROS**

* Bajo protesta de decir verdad declaramos que los Estados Financieros y sus notas, son razonablemente correctos y son responsabilidad del emisor



LIC. SILVIA DOLORES NAVARRO ROMERO
 JEFE DE RECURSOS FINANCIEROS

LIC. CESAR ALEJANDRO HERNANDEZ ALVARO
 DIRECTOR ADMINISTRATIVO





SERVICIOS DE SALUD DEL MUNICIPIO DE ZAPOPAN
 RAMON CORONA # 500, COL. CENTRO, ZAPOPAN JALISCO
 SSM010830U83

ESTADO ANALITICO DEL EJERCICIO DEL PRESUPUESTO DE EGRESOS
 CLASIFICACION ECONOMICA (POR TIPO DE GASTO)
 DE ENERO A MAYO AÑO 2024

REC. SUBSIDIO Y PROPIOS + RECURSOS PROPIOS

Sedes : AQUA + HGZ HOSPITAL GENERAL DE ZAPOPAN + FED CRUZ VERDE FEDERALISMO + NTE CRUZ VERDE NORTE + STL

Fecha : 21/06/2024


Capítulo + 1000 + 2000 + 3000 + 4000 + 5000 + 6000 + 7000 + 8000 + 9000

Hoja : 1

| CONCEPTO | EGRESOS | | | | | SUBEJERCIDO |
|---|-------------------------|--------------------------------|-------------------------|-----------------------|-----------------------|-----------------------|
| | APROBADO | AMPLIACIONES/ (REDUCCIONES) | MODIFICADO | DEVENGADO | PAGADO | |
| | 1 | 2 | 3 = (1+2) | 4 | 5 | |
| GASTO CORRIENTE | 953,674,756.00 | 41,352,077.65 | 995,026,833.65 | 340,945,946.16 | 302,991,015.58 | 654,080,887.49 |
| GASTO DE CAPITAL | 66,325,244.00 | 40,000,000.00 | 106,325,244.00 | 6,352,671.92 | 6,276,441.93 | 99,972,572.08 |
| AMORTIZACION DE LA DEUDA Y DISMINUCION DE PASIVOS | 0.00 | 0.00 | 0.00 | 0.00 | 0.00 | 0.00 |
| PENSIONES Y JUBILACIONES | 0.00 | 0.00 | 0.00 | 0.00 | 0.00 | 0.00 |
| PARTICIPACIONES | 0.00 | 0.00 | 0.00 | 0.00 | 0.00 | 0.00 |
| TOTAL DEL GASTO | 1,020,000,000.00 | 81,352,077.65 | 1,101,352,077.65 | 347,298,618.08 | 309,267,457.51 | 754,053,459.57 |



O.P.D. Servicios de Salud del
 Municipio de Zapopan
**JEFATURA DE RECURSOS
 FINANCIEROS**



O.P.D. Servicios de Salud del
 Municipio de Zapopan
DIRECCION GENERAL

* Bajo protesta de decir verdad declaramos que los Estados Financieros y sus notas, son razonablemente correctos y son responsabilidad del emisor

LIC. SILVIA DOLORES NAVARRO ROMERO
 JEFE DE RECURSOS FINANCIEROS

LIC. CESAR ALEJANDRO HERNANDEZ ALVAREZ
 DIRECTOR ADMINISTRATIVO

DR. MIGUEL RICARDO OCHOA PLASCENCIA
 DIRECTOR GENERAL



SERVICIOS DE SALUD DEL MUNICIPIO DE ZAPOPAN
 RAMON CORONA # 500, COL. CENTRO, ZAPOPAN JALISCO
 SSM010830U83

ESTADOS E INFORMES PROGRAMÁTICOS
 GASTO POR CATEGORIA PROGRAMATICA
 DE ENERO A MAYO AÑO 2024

REC. SUBSIDIO Y PROPIOS + RECURSOS PROPIOS

Sedes : AQUA + HGZ HOSPITAL GENERAL DE ZAPOPAN + FED CRUZ VERDE FEDERALISMO + NTE CRUZ VERDE NORTE + STL

Fecha : 21/06/2024

Capítulo + 1000 + 2000 + 3000 + 4000 + 5000 + 6000 + 7000 + 8000 + 9000

Hoja : 1

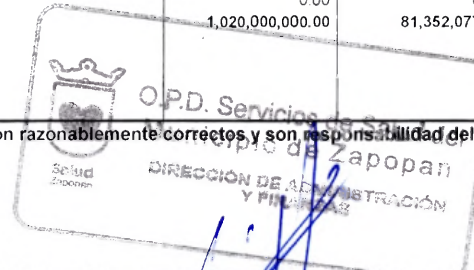
| CONCEPTO | EGRESOS | | | | | SUBEJERCIDO |
|--|-------------------------|--------------------------------|-------------------------|-----------------------|-----------------------|-----------------------|
| | APROBADO | AMPLIACIONES/ (REDUCCIONES) | MODIFICADO | DEVENGADO | PAGADO | |
| | 1 | 2 | 3 = (1+2) | 4 | 5 | |
| Programas | 1,020,000,000.00 | 81,352,077.65 | 1,101,352,077.65 | 347,298,618.08 | 309,267,457.51 | 754,053,459.57 |
| Subsidios : Sector social y privado o Entidades Federativas y Municipios | 0.00 | 0.00 | 0.00 | 0.00 | 0.00 | 0.00 |
| Sujetos a Reglas de Operacion | 0.00 | 0.00 | 0.00 | 0.00 | 0.00 | 0.00 |
| Otros Subsidios | 0.00 | 0.00 | 0.00 | 0.00 | 0.00 | 0.00 |
| Desempeño de las funciones | 1,020,000,000.00 | 81,352,077.65 | 1,101,352,077.65 | 347,298,618.08 | 309,267,457.51 | 754,053,459.57 |
| Prestacion de Servicios Publicos | 1,020,000,000.00 | 81,352,077.65 | 1,101,352,077.65 | 347,298,618.08 | 309,267,457.51 | 754,053,459.57 |
| Provision de Bienes publicos | 0.00 | 0.00 | 0.00 | 0.00 | 0.00 | 0.00 |
| Planeacion, seguimiento y evaluacion de politicas publicas | 0.00 | 0.00 | 0.00 | 0.00 | 0.00 | 0.00 |
| Promocion y fomento | 0.00 | 0.00 | 0.00 | 0.00 | 0.00 | 0.00 |
| Regulacion y supervision | 0.00 | 0.00 | 0.00 | 0.00 | 0.00 | 0.00 |
| Funciones de las fuerzas armadas(Unicamente Gobierno Federal) | 0.00 | 0.00 | 0.00 | 0.00 | 0.00 | 0.00 |
| Especificos | 0.00 | 0.00 | 0.00 | 0.00 | 0.00 | 0.00 |
| Proyectos de Inversion | 0.00 | 0.00 | 0.00 | 0.00 | 0.00 | 0.00 |
| Administrativos y de Apoyo | 0.00 | 0.00 | 0.00 | 0.00 | 0.00 | 0.00 |
| Apoyo al proceso presupuestario y para mejorar la eficiencia institucional | 0.00 | 0.00 | 0.00 | 0.00 | 0.00 | 0.00 |
| Apoyo a la funcion publica y al mejoramiento de la gestion | 0.00 | 0.00 | 0.00 | 0.00 | 0.00 | 0.00 |
| Operaciones ajenas | 0.00 | 0.00 | 0.00 | 0.00 | 0.00 | 0.00 |
| Compromisos | 0.00 | 0.00 | 0.00 | 0.00 | 0.00 | 0.00 |
| Obligaciones de cumplimiento de rsolucion jurisdiccional | 0.00 | 0.00 | 0.00 | 0.00 | 0.00 | 0.00 |
| Desastres naturales | 0.00 | 0.00 | 0.00 | 0.00 | 0.00 | 0.00 |
| Obligaciones | 0.00 | 0.00 | 0.00 | 0.00 | 0.00 | 0.00 |
| Pensiones y jubilaciones | 0.00 | 0.00 | 0.00 | 0.00 | 0.00 | 0.00 |
| Aportaciones a la seguridad social | 0.00 | 0.00 | 0.00 | 0.00 | 0.00 | 0.00 |
| Aportaciones a fondos de estabilizacion | 0.00 | 0.00 | 0.00 | 0.00 | 0.00 | 0.00 |
| Aportaciones a fondos de inversion y reestructura de pensiones | 0.00 | 0.00 | 0.00 | 0.00 | 0.00 | 0.00 |
| Programas de Gasto Federalizado | 0.00 | 0.00 | 0.00 | 0.00 | 0.00 | 0.00 |
| Gasto Federalizado | 0.00 | 0.00 | 0.00 | 0.00 | 0.00 | 0.00 |
| Participaciones a entidades federativas y municipios | 0.00 | 0.00 | 0.00 | 0.00 | 0.00 | 0.00 |
| Costo Financiero, deuda o apoyos a deudores y ahorradores de la banca | 0.00 | 0.00 | 0.00 | 0.00 | 0.00 | 0.00 |
| Adeudos de ejercicios fiscales anteriores | 0.00 | 0.00 | 0.00 | 0.00 | 0.00 | 0.00 |
| TOTAL DEL GASTO | 1,020,000,000.00 | 81,352,077.65 | 1,101,352,077.65 | 347,298,618.08 | 309,267,457.51 | 754,053,459.57 |

* Bajo protesta de decir verdad declaramos que los Estados Financieros y sus notas, son razonablemente correctos y son responsabilidad del emisor



O.P.D. Servicios de Salud del
 Municipio de Zapopan
 DIRECCIÓN DE RECURSOS
 FINANCIEROS

LIC. SILVIA DOLORES NAVARRO ROMERO
 JEFE DE RECURSOS FINANCIEROS



LIC. CESAR ALEJANDRO HERNANDEZ ALVAREZ
 DIRECTOR ADMINISTRATIVO

HGZ ZAPOPAN



O.P.D. Servicios de Salud del
 Municipio de Zapopan
 DIRECCIÓN GENERAL

DR. MIGUEL RICARDO OCHOA PLASCENCIA
 DIRECTOR GENERAL



SERVICIOS DE SALUD DEL MUNICIPIO DE ZAPOPAN
 RAMON CORONA # 500, COL. CENTRO, ZAPOPAN JALISCO
 SSM010830U83

ESTADO ANALITICO DEL EJERCICIO DEL PRESUPUESTO DE EGRESOS
 CLASIFICACION FUNCIONAL (FINALIDAD Y FUNCION)
 DE ENERO A MAYO AÑO 2024

REC. SUBSIDIO Y PROPIOS + RECURSOS PROPIOS

Sedes : AQUA + HGZ HOSPITAL GENERAL DE ZAPOPAN + FED CRUZ VERDE FEDERALISMO + NTE CRUZ VERDE NORTE + STL

Fecha : 21/06/2024

Capítulo + 1000 + 2000 + 3000 + 4000 + 5000 + 6000 + 7000 + 8000 + 9000

Hoja : 1

| CONCEPTO | EGRESOS | | | | | SUBEJERCIDO 6 (3-4) |
|---|-------------------------|--------------------------------|-------------------------|-----------------------|-----------------------|------------------------|
| | APROBADO | AMPLIACIONES/ (REDUCCIONES) | MODIFICADO | DEVENGADO | PAGADO | |
| | 1 | 2 | 3 = (1+2) | 4 | 5 | |
| GOBIERNO | 0.00 | 0.00 | 0.00 | 0.00 | 0.00 | 0.00 |
| LEGISLACION | 0.00 | 0.00 | 0.00 | 0.00 | 0.00 | 0.00 |
| JUSTICIA | 0.00 | 0.00 | 0.00 | 0.00 | 0.00 | 0.00 |
| COORDINACION DE LA POLITICA DE GOBIERNO | 0.00 | 0.00 | 0.00 | 0.00 | 0.00 | 0.00 |
| RELACIONES EXTERIORES | 0.00 | 0.00 | 0.00 | 0.00 | 0.00 | 0.00 |
| ASUNTOS FINANCIEROS Y HACENDARIOS | 0.00 | 0.00 | 0.00 | 0.00 | 0.00 | 0.00 |
| SEGURIDAD NACIONAL | 0.00 | 0.00 | 0.00 | 0.00 | 0.00 | 0.00 |
| ASUNTOS DE ORDEN PUBLICO Y DE SEGURIDAD INTERIOR | 0.00 | 0.00 | 0.00 | 0.00 | 0.00 | 0.00 |
| OTROS SERVICIOS GENERALES | 0.00 | 0.00 | 0.00 | 0.00 | 0.00 | 0.00 |
| INSERCIÓN NUEVA | 0.00 | 0.00 | 0.00 | 0.00 | 0.00 | 0.00 |
| DESARROLLO SOCIAL | 1,020,000,000.00 | 81,352,077.65 | 1,101,352,077.65 | 347,298,618.08 | 309,267,457.51 | 754,053,459.57 |
| PROTECCION AMBIENTAL | 0.00 | 0.00 | 0.00 | 0.00 | 0.00 | 0.00 |
| VIVIENDA Y SERVICIOS A LA COMUNIDAD | 0.00 | 0.00 | 0.00 | 0.00 | 0.00 | 0.00 |
| SALUD | 1,020,000,000.00 | 81,352,077.65 | 1,101,352,077.65 | 347,298,618.08 | 309,267,457.51 | 754,053,459.57 |
| RECREACION, CULTURA Y OTRAS MANIFESTACIONES SOCIALES | 0.00 | 0.00 | 0.00 | 0.00 | 0.00 | 0.00 |
| EDUCACION | 0.00 | 0.00 | 0.00 | 0.00 | 0.00 | 0.00 |
| PROTECCION SOCIAL | 0.00 | 0.00 | 0.00 | 0.00 | 0.00 | 0.00 |
| OTROS ASUNTOS SOCIALES | 0.00 | 0.00 | 0.00 | 0.00 | 0.00 | 0.00 |
| DESARROLLO ECONOMICO | 0.00 | 0.00 | 0.00 | 0.00 | 0.00 | 0.00 |
| ASUNTOS ECONOMICOS, COMERCIALES Y LABORALES EN GENERAL | 0.00 | 0.00 | 0.00 | 0.00 | 0.00 | 0.00 |
| AGROPECUARIA, SILVICULTURA, PESCA Y CAZA | 0.00 | 0.00 | 0.00 | 0.00 | 0.00 | 0.00 |
| COMBUSTIBLES Y ENERGIA | 0.00 | 0.00 | 0.00 | 0.00 | 0.00 | 0.00 |
| MINERIA, MANUFACTURAS Y CONSTRUCCION | 0.00 | 0.00 | 0.00 | 0.00 | 0.00 | 0.00 |
| TRANSPORTE | 0.00 | 0.00 | 0.00 | 0.00 | 0.00 | 0.00 |
| COMUNICACIONES | 0.00 | 0.00 | 0.00 | 0.00 | 0.00 | 0.00 |
| CIENCIA, TECNOLOGIA E INNOVACION | 0.00 | 0.00 | 0.00 | 0.00 | 0.00 | 0.00 |
| OTRAS INDUSTRIAS Y OTROS ASUNTOS ECONOMICOS | 0.00 | 0.00 | 0.00 | 0.00 | 0.00 | 0.00 |
| OTRAS NO CLASIFICADAS EN FUNCIONES ANTERIORES | 0.00 | 0.00 | 0.00 | 0.00 | 0.00 | 0.00 |
| TRANSACCIONES DE LA DEUDA PUBLICA / COSTO FINANCIERO DE LA DEUDA | 0.00 | 0.00 | 0.00 | 0.00 | 0.00 | 0.00 |
| TRANSFERENCIAS, PARTICIPACIONES Y APORTACIONES ENTRE DIFERENTES NIVELES Y ORDENES DE GOBIERNO | 0.00 | 0.00 | 0.00 | 0.00 | 0.00 | 0.00 |
| SANEAMIENTO DEL SISTEMA FINANCIERO | 0.00 | 0.00 | 0.00 | 0.00 | 0.00 | 0.00 |
| ADEUDOS DE EJERCICIOS FISCALES ANTERIORES | 0.00 | 0.00 | 0.00 | 0.00 | 0.00 | 0.00 |
| TOTAL DEL GASTO | 1,020,000,000.00 | 81,352,077.65 | 1,101,352,077.65 | 347,298,618.08 | 309,267,457.51 | 754,053,459.57 |

* Bajo protesta de decir verdad declaramos que los Estados Financieros y sus notas, son razonablemente correctos y son responsabilidad del emisor.

O.P.D. Servicios de Salud del
Municipio de Zapopan

DIRECCIÓN DE RECURSOS
FINANCIEROS

LIC. SILVIA DOLORES NAVARRO ROMERO
JEFE DE RECURSOS FINANCIEROS

O.P.D. Servicios de Salud del
Municipio de Zapopan
DIRECCIÓN DE ADMINISTRACIÓN
Y FINANZAS

LIC. CESAR ALEJANDRO HERNANDEZ ALVAREZ
DIRECTOR ADMINISTRATIVO

HGZ ZAPOPAN

O.P.D. Servicios de Salud del
Municipio de Zapopan
DIRECCIÓN GENERAL

DR. MIGUEL GUARDARDO OSORIO PLASCENCIA
DIRECTOR GENERAL



SERVICIOS DE SALUD DEL MUNICIPIO DE ZAPOPAN
 RAMON CORONA # 500, COL. CENTRO, ZAPOPAN JALISCO
 SSM010830U83

ESTADO ANALITICO DEL EJERCICIO DEL PRESUPUESTO DE EGRESOS
 CLASIFICACIÓN ADMINISTRATIVA
 DE ENERO A MAYO AÑO 2024

REC. SUBSIDIO Y PROPIOS + RECURSOS PROPIOS

Sedes : AQUA + HGZ HOSPITAL GENERAL DE ZAPOPAN + FED CRUZ VERDE FEDERALISMO + NTE CRUZ VERDE NORTE + STL

Fecha : 21/06/2024

Capítulo + 1000 + 2000 + 3000 + 4000 + 5000 + 6000 + 7000 + 8000 + 9000

Hoja : 1

| DEPENDENCIA | EGRESOS | | | | | SUBEJERCIDO |
|---|------------------|--------------------------------|------------------|----------------|----------------|----------------|
| | APROBADO | AMPLIACIONES/ (REDUCCIONES) | MODIFICADO | DEVENGADO | PAGADO | |
| | 1 | 2 | 3 = (1+2) | 4 | 5 | |
| SERVICIOS DE SALUD DEL MUNICIPIO DE ZAPOPAN | 1,020,000,000.00 | 81,352,077.65 | 1,101,352,077.65 | 347,298,618.08 | 309,267,457.51 | 754,053,459.57 |
| TOTAL DEL GASTO | 1,020,000,000.00 | 81,352,077.65 | 1,101,352,077.65 | 347,298,618.08 | 309,267,457.51 | 754,053,459.57 |

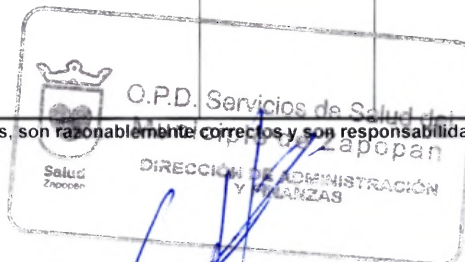
* Bajo protesta de decir verdad declaramos que los Estados Financieros y sus notas, son razonablemente correctos y son responsabilidad del emisor.



O.P.D. Servicios de Salud del Municipio de Zapopan

DEPARTAMENTO DE RECURSOS FINANCIEROS

LIC. SILVIA DOLores NAVARRO ROMERO
 JEFE DE RECURSOS FINANCIEROS



LIC. CESAR ALEJANDRO HERNANDEZ ALVAREZ
 DIRECTOR ADMINISTRATIVO

HGZ ZAPOPAN



O.P.D. Servicios de Salud del Municipio de Zapopan
DIRECCIÓN GENERAL

DR. RICARDO OCHOA PLASCENCIA
 DIRECTOR GENERAL