



SERVICIOS DE SALUD DEL MUNICIPIO DE ZAPOPAN
 RAMON CORONA # 500, COL. CENTRO, ZAPOPAN JALISCO
 SSM010830U83

ESTADO ANALITICO DEL EJERCICIO DEL PRESUPUESTO DE EGRESOS
 CLASIFICACION POR OBJETO DE GASTO
 DE ENERO A ABRIL AÑO 2024
 REC. SUBSIDIO Y PROPIOS

Sedes : ZAPOPAN + FEDERALISMO + NORTE + LUCIA + SUR + GUADALUPE + CENTRAL + EVA

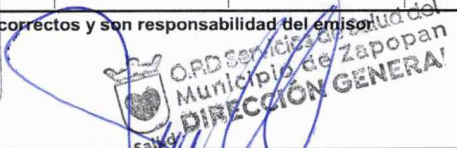

Fecha : 09/05/2024 02:22:49 p.m.

Capítulo + 1000 + 2000 + 3000 + 4000 + 5000 + 6000

Hoja : 1

| CONCEPTO | EGRESOS | | | | | |
|--|----------------|--------------------------------|----------------|----------------|----------------|----------------|
| | APROBADO | AMPLIACIONES/ (REDUCCIONES) | MODIFICADO | DEVENGADO | PAGADO | SUBEJERCICIO |
| | 1 | 2 | 3 = (1+2) | 4 | 5 | 6 = (3-4) |
| SERVICIOS PERSONALES | 717,431,758.41 | 0.00 | 717,431,758.41 | 220,884,607.30 | 193,402,347.76 | 496,547,151.11 |
| RENUMERACION AL PERSONAL DE CARACTER | 265,009,456.32 | 0.00 | 265,009,456.32 | 78,821,835.33 | 78,821,835.33 | 186,187,620.99 |
| SUELDOS BASE AL PERSONAL PERMANENTE | 265,009,456.32 | 0.00 | 265,009,456.32 | 78,821,835.33 | 78,821,835.33 | 186,187,620.99 |
| SUELDOS BASE | 265,009,456.32 | 0.00 | 265,009,456.32 | 78,821,835.33 | 78,821,835.33 | 186,187,620.99 |
| RENUMERACION AL PERSONAL DE CARACTER | 128,638,896.14 | 0.00 | 128,638,896.14 | 50,286,164.33 | 50,286,164.33 | 78,352,731.81 |
| SUELDOS BASE AL PERSONAL EVENTUAL | 128,638,896.14 | 0.00 | 128,638,896.14 | 50,286,164.33 | 50,286,164.33 | 78,352,731.81 |
| SUELDOS BASE AL PERSONAL EVENTUAL | 128,638,896.14 | 0.00 | 128,638,896.14 | 50,286,164.33 | 50,286,164.33 | 78,352,731.81 |
| REMUNERACIONES ADICIONALES Y ESPECIALES | 90,667,165.79 | 0.00 | 90,667,165.79 | 28,997,716.40 | 11,888,113.62 | 61,669,449.39 |
| PRIMAS X AÑOS DE SERVICIO EFECTIVOS | 18,024,523.44 | 0.00 | 18,024,523.44 | 5,960,379.92 | 5,960,379.92 | 12,064,143.52 |
| PRIMAS X AÑOS DE SERVICIO EFECTIVOS | 18,024,523.44 | 0.00 | 18,024,523.44 | 5,960,379.92 | 5,960,379.92 | 12,064,143.52 |
| PRIMAS DE VACAC, DOMINICAL Y GRATIF. FIN | 70,142,642.35 | 0.00 | 70,142,642.35 | 23,037,336.48 | 5,927,733.70 | 47,105,305.87 |
| PRIMAS DE VACACIONES Y DOMINICAL | 70,142,642.35 | 0.00 | 70,142,642.35 | 23,037,336.48 | 5,927,733.70 | 47,105,305.87 |
| HORAS EXTRAORDINARIAS | 2,500,000.00 | 0.00 | 2,500,000.00 | 0.00 | 0.00 | 2,500,000.00 |
| REMUNERACIONES POR HORAS | 2,500,000.00 | 0.00 | 2,500,000.00 | 0.00 | 0.00 | 2,500,000.00 |
| SEGURIDAD SOCIAL | 90,952,124.83 | 0.00 | 90,952,124.83 | 29,213,872.38 | 29,213,872.38 | 61,738,252.45 |
| APORTACIONES DE SEGURIDAD SOCIAL | 19,043,451.65 | 0.00 | 19,043,451.65 | 4,433,919.02 | 4,433,919.02 | 14,609,532.63 |
| APORTACIONES AL ISSSTE | 19,043,451.65 | 0.00 | 19,043,451.65 | 4,433,919.02 | 4,433,919.02 | 14,609,532.63 |
| APORTACIONES A FONDOS DE VIVIENDA | 9,937,854.61 | 0.00 | 9,937,854.61 | 3,336,276.68 | 3,336,276.68 | 6,601,577.93 |
| APORTACIONES AL FOVISSSTE | 9,937,854.61 | 0.00 | 9,937,854.61 | 3,336,276.68 | 3,336,276.68 | 6,601,577.93 |
| APORTACIONES AL SISTEMA PARA EL RETIRO | 57,970,818.57 | 0.00 | 57,970,818.57 | 19,461,601.68 | 19,461,601.68 | 38,509,216.89 |
| APORTACIONES SISTEMA DE AHORRO PARA | 57,970,818.57 | 0.00 | 57,970,818.57 | 19,461,601.68 | 19,461,601.68 | 38,509,216.89 |
| APORTACIONES PARA SEGUROS | 4,000,000.00 | 0.00 | 4,000,000.00 | 1,982,075.00 | 1,982,075.00 | 2,017,925.00 |
| CUOTAS SEGURO DE VIDA DEL PERSONAL | 4,000,000.00 | 0.00 | 4,000,000.00 | 1,982,075.00 | 1,982,075.00 | 2,017,925.00 |
| OTRAS PRESTACIONES SOCIALES Y | 130,750,054.65 | 0.00 | 130,750,054.65 | 32,865,063.05 | 22,492,406.29 | 97,884,991.60 |
| PRESTACIONES CONTRACTUALES | 130,050,054.65 | 0.00 | 130,050,054.65 | 32,865,063.05 | 22,492,406.29 | 97,184,991.60 |
| PRESTACIONES GRALES DE TRABAJO O | 130,050,054.65 | 0.00 | 130,050,054.65 | 32,865,063.05 | 22,492,406.29 | 97,184,991.60 |
| APOYOS CAPACITACION DE SERVIDORES | 700,000.00 | 0.00 | 700,000.00 | 0.00 | 0.00 | 700,000.00 |
| APOYOS CAPACITACION DE SERVIDORES | 700,000.00 | 0.00 | 700,000.00 | 0.00 | 0.00 | 700,000.00 |
| PAGO DE ESTIMULOS A SERVIDORES PUBLICOS | 11,414,060.68 | 0.00 | 11,414,060.68 | 699,955.81 | 699,955.81 | 10,714,104.87 |
| ESTIMULOS | 11,414,060.68 | 0.00 | 11,414,060.68 | 699,955.81 | 699,955.81 | 10,714,104.87 |
| ESTIMULOS POR PRODUCTIVIDAD Y | 11,414,060.68 | 0.00 | 11,414,060.68 | 699,955.81 | 699,955.81 | 10,714,104.87 |
| MATERIALES Y SUMINISTROS | 111,765,997.59 | 0.00 | 111,765,997.59 | 17,044,840.43 | 15,393,248.59 | 94,721,157.16 |
| MAT DE ADMON, EMISION DE DOCTO Y ART | 7,305,997.59 | 0.00 | 7,305,997.59 | 311,705.76 | 294,442.64 | 6,994,291.83 |
| MATERIALES, UTILES Y EQUIPOS MENORES DE | 2,755,997.59 | 0.00 | 2,755,997.59 | 81,797.91 | 81,797.91 | 2,674,199.68 |
| MATERIALES Y UTILES DE OFICINA | 2,755,997.59 | 0.00 | 2,755,997.59 | 81,797.91 | 81,797.91 | 2,674,199.68 |
| MATERIALES Y UTILES DE IMPRESION Y | 50,000.00 | 0.00 | 50,000.00 | 10,653.23 | 10,653.23 | 39,346.77 |
| MATERIALES Y UTILES DE IMPRESION Y | 50,000.00 | 0.00 | 50,000.00 | 10,653.23 | 10,653.23 | 39,346.77 |
| MATERIALES Y EQUIPOS MENORES DE TI Y | 400,000.00 | 0.00 | 400,000.00 | 112,487.36 | 112,487.36 | 287,512.64 |
| MATER. PARA PROCESAMIENTO EN EQUIPOS | 400,000.00 | 0.00 | 400,000.00 | 112,487.36 | 112,487.36 | 287,512.64 |
| MATERIAL IMPRESO E INFORMACION DIGITAL | 600,000.00 | 0.00 | 600,000.00 | 27,620.99 | 27,620.99 | 572,379.01 |
| MATERIAL DE APOYO INFORMATIVO | 600,000.00 | 0.00 | 600,000.00 | 27,620.99 | 27,620.99 | 572,379.01 |
| MATERIAL DE LIMPIEZA | 3,500,000.00 | 0.00 | 3,500,000.00 | 79,146.27 | 61,883.15 | 3,420,853.73 |
| MATERIAL DE LIMPIEZA | 3,500,000.00 | 0.00 | 3,500,000.00 | 79,146.27 | 61,883.15 | 3,420,853.73 |
| ALIMENTOS Y UTENSILIOS | 6,500,000.00 | 0.00 | 6,500,000.00 | 1,249,157.00 | 1,249,157.00 | 5,250,843.00 |
| PRODUCTOS ALIMENTICIOS PARA PERSONAS | 6,000,000.00 | 0.00 | 6,000,000.00 | 1,247,224.80 | 1,247,224.80 | 4,752,775.20 |
| PROD. ALIMENTICIOS PARA EJERCITO | 6,000,000.00 | 0.00 | 6,000,000.00 | 1,247,224.80 | 1,247,224.80 | 4,752,775.20 |
| UTENSILIOS PARA EL SERVICIO DE | 500,000.00 | 0.00 | 500,000.00 | 1,932.20 | 1,932.20 | 498,067.80 |
| UTENSILIOS PARA EL SERVICIO DE | 500,000.00 | 0.00 | 500,000.00 | 1,932.20 | 1,932.20 | 498,067.80 |
| MAT PRIMAS Y MAT DED PRUDUC Y | 0.00 | 0.00 | 0.00 | 5,838.76 | 5,838.76 | -5,838.76 |
| PROD QUIM, FARMAC Y D LAB. ADQ COMO MAT | 0.00 | 0.00 | 0.00 | 5,838.76 | 5,838.76 | -5,838.76 |
| PROD QUIM, FARMAC Y D LAB. ADQ COMO | 0.00 | 0.00 | 0.00 | 5,838.76 | 5,838.76 | -5,838.76 |
| MAT Y ARTICULO DE CONSTRUCCION Y DE | 1,860,000.00 | 0.00 | 1,860,000.00 | 1,058,990.56 | 788,589.92 | 801,009.44 |
| PRODUCTOS MINERALES NO METALICOS | 0.00 | 0.00 | 0.00 | 1,083.00 | 1,083.00 | -1,083.00 |
| PRODUCTOS MINERALES NO METALICOS | 0.00 | 0.00 | 0.00 | 1,083.00 | 1,083.00 | -1,083.00 |
| CEMENTO Y PRODUCTOS DE CONCRETO | 40,000.00 | 0.00 | 40,000.00 | 16,982.63 | 16,982.63 | 23,017.37 |
| CEMENTO Y PRODUCTOS DE CONCRETO | 40,000.00 | 0.00 | 40,000.00 | 16,982.63 | 16,982.63 | 23,017.37 |
| CAL, YESO Y PRODUCTOS DE YESO | 10,000.00 | 0.00 | 10,000.00 | 4,780.00 | 4,780.00 | 5,220.00 |
| CAL, YESO Y PRODUCTOS DE YESO | 10,000.00 | 0.00 | 10,000.00 | 4,780.00 | 4,780.00 | 5,220.00 |

* Bajo protesta de decir verdad declaramos que los Estados Financieros y sus notas, son razonablemente correctos y son responsabilidad del emisor.



LIC. SILVIA DOLORES NAVARRO ROMERO
JEFE DE RECURSOS FINANCIEROS

LIC. CESAR ALEJANDRO HERNANDEZ ALVAREZ
DIRECTOR ADMINISTRATIVO

DR. MIGUEL RICARDO OCHOA PLASCENCIA
DIRECTOR GENERAL



ESTADO ANALITICO DEL EJERCICIO DEL PRESUPUESTO DE EGRESOS
 CLASIFICACION POR OBJETO DE GASTO
 DE ENERO A ABRIL AÑO 2024
 REC. SUBSIDIO Y PROPIOS

Sedes : ZAPOPAN + FEDERALISMO + NORTE + LUCIA + SUR + GUADALUPE + CENTRAL + EVA

Fecha : 09/05/2024 02:22:50 p.m.

Capitulo + 1000 + 2000 + 3000 + 4000 + 5000 + 6000

Hoja : 2

| CONCEPTO | EGRESOS | | | | | |
|---|----------------|--------------------------------|----------------|---------------|---------------|----------------|
| | APROBADO | AMPLIACIONES/ (REDUCCIONES) | MODIFICADO | DEVENGADO | PAGADO | SUBEJERCICIO |
| | 1 | 2 | 3=(1+2) | 4 | 5 | 6=(3-4) |
| MADERA Y PRODUCTOS DE MADERA | 10,000.00 | 0.00 | 10,000.00 | 0.00 | 0.00 | 10,000.00 |
| MADERA Y PRODUCTOS DE MADERA | 10,000.00 | 0.00 | 10,000.00 | 0.00 | 0.00 | 10,000.00 |
| VIDRIO Y PRODUCTOS DE VIDRIO | 50,000.00 | 0.00 | 50,000.00 | 5,880.00 | 5,880.00 | 44,120.00 |
| VIDRIO Y PRODUCTOS DE VIDRIO | 50,000.00 | 0.00 | 50,000.00 | 5,880.00 | 5,880.00 | 44,120.00 |
| MATERIAL ELECTRICO Y ELECTRONICO | 600,000.00 | 0.00 | 600,000.00 | 381,064.24 | 110,663.60 | 218,935.76 |
| MATERIAL ELECTRICO Y ELECTRONICO | 600,000.00 | 0.00 | 600,000.00 | 381,064.24 | 110,663.60 | 218,935.76 |
| ARTICULOS METALICOS PARA LA | 100,000.00 | 0.00 | 100,000.00 | 623,030.28 | 623,030.28 | -523,030.28 |
| ARTICULOS METALICOS PARA LA | 100,000.00 | 0.00 | 100,000.00 | 623,030.28 | 623,030.28 | -523,030.28 |
| MATERIALES COMPLEMENTARIOS | 50,000.00 | 0.00 | 50,000.00 | 0.00 | 0.00 | 50,000.00 |
| MATERIALES COMPLEMENTARIOS | 50,000.00 | 0.00 | 50,000.00 | 0.00 | 0.00 | 50,000.00 |
| OTROS MATERIALES Y ART. D CONSTRUC Y | 1,000,000.00 | 0.00 | 1,000,000.00 | 26,170.41 | 26,170.41 | 973,829.59 |
| OTROS MATERIALES Y ART. D CONSTRUC Y | 1,000,000.00 | 0.00 | 1,000,000.00 | 26,170.41 | 26,170.41 | 973,829.59 |
| PRODUCTOS QUIM, FARMACEUTICOS Y DE | 78,350,000.00 | 0.00 | 78,350,000.00 | 9,666,392.77 | 8,302,464.69 | 68,683,607.23 |
| MEDICINAS Y PRODUCTOS FARMACEUTICOS | 38,000,000.00 | 0.00 | 38,000,000.00 | 5,446,206.05 | 4,811,716.76 | 32,553,793.95 |
| MEDICINAS Y PRODUCTOS FARMACEUTICOS | 38,000,000.00 | 0.00 | 38,000,000.00 | 5,446,206.05 | 4,811,716.76 | 32,553,793.95 |
| MATERIALES, ACCESORIOS Y SUMINISTROS | 38,000,000.00 | 0.00 | 38,000,000.00 | 4,200,923.54 | 3,471,484.75 | 33,799,076.46 |
| MATERIALES, ACCESORIOS Y SUMINISTROS | 38,000,000.00 | 0.00 | 38,000,000.00 | 4,200,923.54 | 3,471,484.75 | 33,799,076.46 |
| MATERIALES, ACCESORIOS Y SUMINIS. DE | 100,000.00 | 0.00 | 100,000.00 | 100.00 | 100.00 | 99,900.00 |
| MATERIALES, ACCESORIOS Y SUMINIS. DE | 100,000.00 | 0.00 | 100,000.00 | 100.00 | 100.00 | 99,900.00 |
| FIBRAS SINTETICAS, HULES, PLASTICOS Y | 2,200,000.00 | 0.00 | 2,200,000.00 | 17,583.27 | 17,583.27 | 2,182,416.73 |
| FIBRAS SINTETICAS, HULES PLASTICOS Y | 2,200,000.00 | 0.00 | 2,200,000.00 | 17,583.27 | 17,583.27 | 2,182,416.73 |
| OTROS PRODUCTOS QUIMICOS | 50,000.00 | 0.00 | 50,000.00 | 1,579.91 | 1,579.91 | 48,420.09 |
| OTROS PRODUCTOS QUIMICOS | 50,000.00 | 0.00 | 50,000.00 | 1,579.91 | 1,579.91 | 48,420.09 |
| COMBUSTIBLES, LUBRICANTES Y ADITIVOS | 6,500,000.00 | 0.00 | 6,500,000.00 | 950,945.16 | 950,945.16 | 5,549,054.84 |
| COMBUSTIBLES, LUBRICANTES Y ADITIVOS | 6,500,000.00 | 0.00 | 6,500,000.00 | 950,945.16 | 950,945.16 | 5,549,054.84 |
| COMB. VEHICULOS DE PROG DE SEGURIDAD | 6,500,000.00 | 0.00 | 6,500,000.00 | 950,945.16 | 950,945.16 | 5,549,054.84 |
| VESTUARIO,BCOS, PRENDAS DE PROTEC Y ART | 8,800,000.00 | 0.00 | 8,800,000.00 | 3,671,395.20 | 3,671,395.20 | 5,128,604.80 |
| VESTUARIO Y UNIFORMES | 5,000,000.00 | 0.00 | 5,000,000.00 | 804,135.20 | 804,135.20 | 4,195,864.80 |
| VESTUARIO Y UNIFORMES | 5,000,000.00 | 0.00 | 5,000,000.00 | 804,135.20 | 804,135.20 | 4,195,864.80 |
| PRENDAS DE SEGURIDAD Y PROTECCION | 800,000.00 | 0.00 | 800,000.00 | 195,681.40 | 195,681.40 | 604,318.60 |
| PRENDAS DE PROTECCION PERSONAL | 800,000.00 | 0.00 | 800,000.00 | 195,681.40 | 195,681.40 | 604,318.60 |
| BLANCOS Y TEXTILES, EXCEPTO PRENDAS DE | 3,000,000.00 | 0.00 | 3,000,000.00 | 2,671,578.60 | 2,671,578.60 | 328,421.40 |
| BLANCOS Y TEXTILES, EXCEPTO PRENDAS | 3,000,000.00 | 0.00 | 3,000,000.00 | 2,671,578.60 | 2,671,578.60 | 328,421.40 |
| HERRAMIENTAS, REFACCIONES Y ACCESORIOS | 2,450,000.00 | 0.00 | 2,450,000.00 | 130,415.22 | 130,415.22 | 2,319,584.78 |
| HERRAMIENTAS MENORES | 500,000.00 | 0.00 | 500,000.00 | 8,344.65 | 8,344.65 | 491,655.35 |
| HERRAMIENTAS MENORES | 500,000.00 | 0.00 | 500,000.00 | 8,344.65 | 8,344.65 | 491,655.35 |
| REFACCIONES Y ACCESORIOS MENORES DE | 100,000.00 | 0.00 | 100,000.00 | 21,726.26 | 21,726.26 | 78,273.74 |
| REFACCIONES Y ACCESORIOS MENORES DE | 100,000.00 | 0.00 | 100,000.00 | 21,726.26 | 21,726.26 | 78,273.74 |
| REFAC Y ACC MENORES DE MOB Y EQPO DE | 100,000.00 | 0.00 | 100,000.00 | 32,000.00 | 32,000.00 | 68,000.00 |
| REFAC Y ACC MENORES DE MOB Y EQPO DE | 100,000.00 | 0.00 | 100,000.00 | 32,000.00 | 32,000.00 | 68,000.00 |
| REFAC Y ACC MENORES DE EQUIPO DE | 150,000.00 | 0.00 | 150,000.00 | 12,066.55 | 12,066.55 | 137,933.45 |
| REFAC Y ACC PARA EQUIPO DE COMPUTO | 150,000.00 | 0.00 | 150,000.00 | 12,066.55 | 12,066.55 | 137,933.45 |
| REFAC Y ACC MENORES EQ E | 500,000.00 | 0.00 | 500,000.00 | 39,455.44 | 39,455.44 | 460,544.56 |
| REFAC Y ACC MENORES EQ e | 500,000.00 | 0.00 | 500,000.00 | 39,455.44 | 39,455.44 | 460,544.56 |
| REFAC Y ACC MENORES DE EQUIPO DE | 1,000,000.00 | 0.00 | 1,000,000.00 | 10,801.08 | 10,801.08 | 989,198.92 |
| REFAC Y ACC MENORES DE EQUIPO DE | 1,000,000.00 | 0.00 | 1,000,000.00 | 10,801.08 | 10,801.08 | 989,198.92 |
| REFAC Y ACC MENORES OTROS BIENES | 100,000.00 | 0.00 | 100,000.00 | 6,021.24 | 6,021.24 | 93,978.76 |
| REFAC Y ACC MENORES OTROS BIENES | 100,000.00 | 0.00 | 100,000.00 | 6,021.24 | 6,021.24 | 93,978.76 |
| SERVICIOS GENERALES | 108,677,000.00 | 41,352,077.65 | 150,029,077.65 | 24,920,687.23 | 23,894,476.83 | 125,108,390.42 |
| SERVICIOS BASICOS | 7,682,000.00 | 0.00 | 7,682,000.00 | 1,355,394.65 | 1,355,394.65 | 6,326,605.35 |
| ENERGIA ELECTRICA | 6,000,000.00 | 0.00 | 6,000,000.00 | 1,130,248.84 | 1,130,248.84 | 4,869,751.16 |
| SERVICIO DE ENERGIA ELECTRICA | 6,000,000.00 | 0.00 | 6,000,000.00 | 1,130,248.84 | 1,130,248.84 | 4,869,751.16 |
| GAS | 500,000.00 | 0.00 | 500,000.00 | 89,135.54 | 89,135.54 | 410,864.46 |
| GAS | 500,000.00 | 0.00 | 500,000.00 | 89,135.54 | 89,135.54 | 410,864.46 |
| AGUA | 400,000.00 | 0.00 | 400,000.00 | 41,794.00 | 41,794.00 | 358,206.00 |
| SERVICIO DE AGUA | 400,000.00 | 0.00 | 400,000.00 | 41,794.00 | 41,794.00 | 358,206.00 |
| TELEFONIA TRADICIONAL | 250,000.00 | 0.00 | 250,000.00 | 61,367.42 | 61,367.42 | 188,632.58 |
| SERVICIO TELEFONICO CONVENCIONAL | 250,000.00 | 0.00 | 250,000.00 | 61,367.42 | 61,367.42 | 188,632.58 |

* Bajo protesta de decir verdad declaramos que los Estados Financieros y sus notas, son razonablemente correctos y son responsabilidad del emisor del ejercicio.

LIC. SILVIA DOLORES NAVARRO ROMERO
 JEFE DE RECURSOS FINANCIEROS

LIC. CESAR ALEJANDRO HERNANDEZ ALVAREZ
 DIRECTOR ADMINISTRATIVO

DR. MIGUEL RICARDO OCHOA PLASCENCIA
 DIRECTOR GENERAL



SERVICIOS DE SALUD DEL MUNICIPIO DE ZAPOPAN
 RAMON CORONA # 500, COL. CENTRO, ZAPOPAN JALISCO
 SSM010830U83

ESTADO ANALITICO DEL EJERCICIO DEL PRESUPUESTO DE EGRESOS

CLASIFICACION POR OBJETO DE GASTO

DE ENERO A ABRIL AÑO 2024

REC. SUBSIDIO Y PROPIOS

Sedes : ZAPOPAN + FEDERALISMO + NORTE + LUCIA + SUR + GUADALUPE + CENTRAL + EVA

Fecha : 09/05/2024 02:22:50 p.m.

Capitulo + 1000 + 2000 + 3000 + 4000 + 5000 + 6000

Hoja : 3

| CONCEPTO | EGRESOS | | | | | |
|---|---------------|--------------------------------|---------------|---------------|---------------|---------------|
| | APROGADO | AMPLIACIONES/ (REDUCCIONES) | MODIFICADO | DEVENGADO | PAGADO | SUBEJERCICIO |
| | 1 | 2 | 3=(1+2) | 4 | 5 | 6=(3-4) |
| TELEFONIA CELULAR | 30,000.00 | 0.00 | 30,000.00 | 9,044.00 | 9,044.00 | 20,956.00 |
| SERVICIO DE TELEFONIA CELULAR | 30,000.00 | 0.00 | 30,000.00 | 9,044.00 | 9,044.00 | 20,956.00 |
| SERV ACCESO INTERNET, REDES Y PROC. DE | 400,000.00 | 0.00 | 400,000.00 | 23,804.85 | 23,804.85 | 376,195.15 |
| SERV CONDUCT. SEÑALES ANALOGICAS Y | 400,000.00 | 0.00 | 400,000.00 | 23,804.85 | 23,804.85 | 376,195.15 |
| SERVICIOS POSTALES Y TELEGRAFICOS | 2,000.00 | 0.00 | 2,000.00 | 0.00 | 0.00 | 2,000.00 |
| SERVICIO POSTAL | 2,000.00 | 0.00 | 2,000.00 | 0.00 | 0.00 | 2,000.00 |
| SERVICIOS INTEGRALES Y OTROS SERVICIOS | 100,000.00 | 0.00 | 100,000.00 | 0.00 | 0.00 | 100,000.00 |
| SERVICIOS INTEGRALES DE | 100,000.00 | 0.00 | 100,000.00 | 0.00 | 0.00 | 100,000.00 |
| SERVICIOS DE ARRENDAMIENTO | 20,000.00 | 0.00 | 20,000.00 | 169,560.00 | 35,000.00 | -149,560.00 |
| ARRENDAMIENTO DE MOB Y EQPO DE | 20,000.00 | 0.00 | 20,000.00 | 0.00 | 0.00 | 20,000.00 |
| ARRENDAMIENTO DE EQUIPO Y BIENES | 20,000.00 | 0.00 | 20,000.00 | 0.00 | 0.00 | 20,000.00 |
| OTROS ARRENDAMIENTOS | 0.00 | 0.00 | 0.00 | 169,560.00 | 35,000.00 | -169,560.00 |
| ARREND. DE SUSTANCIAS Y PRODUCTOS | 0.00 | 0.00 | 0.00 | 169,560.00 | 35,000.00 | -169,560.00 |
| SERV PROF, CIENTIF, TECNICO Y OTROS | 77,650,000.00 | 0.00 | 77,650,000.00 | 16,530,532.95 | 15,842,735.13 | 61,119,467.05 |
| SERV LEGALES, CONTAB, AUDITORIA Y | 700,000.00 | 0.00 | 700,000.00 | 156,600.00 | 156,600.00 | 543,400.00 |
| ASESORIAS ASOCIADAS A CONVENIOS, TRAT. | 700,000.00 | 0.00 | 700,000.00 | 156,600.00 | 156,600.00 | 543,400.00 |
| SERV CONSULTORIA ADMVA, | 450,000.00 | 0.00 | 450,000.00 | 0.00 | 0.00 | 450,000.00 |
| SERVICIOS DE INFORMATICA | 450,000.00 | 0.00 | 450,000.00 | 0.00 | 0.00 | 450,000.00 |
| SERVICIOS DE CAPACITACION | 4,000,000.00 | 0.00 | 4,000,000.00 | 0.00 | 0.00 | 4,000,000.00 |
| SERVICIOS CAPACITACION A SERVIDORES | 4,000,000.00 | 0.00 | 4,000,000.00 | 0.00 | 0.00 | 4,000,000.00 |
| SERV APOYO ADMVO, TRADUCC, FOTOCOPIADO | 2,500,000.00 | 0.00 | 2,500,000.00 | 446,177.25 | 446,177.25 | 2,053,822.75 |
| SERVICIOS RELACIONADOS CON | 2,500,000.00 | 0.00 | 2,500,000.00 | 446,177.25 | 446,177.25 | 2,053,822.75 |
| SERVICIOS DE VIGILANCIA | 5,000,000.00 | 0.00 | 5,000,000.00 | 1,010,044.21 | 348,446.39 | 3,989,955.79 |
| SERVICIOS DE VIGILANCIA | 5,000,000.00 | 0.00 | 5,000,000.00 | 1,010,044.21 | 348,446.39 | 3,989,955.79 |
| SERV PROF., CIENTIFICOS Y TECNICOS | 65,000,000.00 | 0.00 | 65,000,000.00 | 14,917,711.49 | 14,891,511.49 | 50,082,288.51 |
| SUBCONTRATACION DE SERVICIOS CON | 65,000,000.00 | 0.00 | 65,000,000.00 | 14,917,711.49 | 14,891,511.49 | 50,082,288.51 |
| SERVICIO FINANCIEROS, BANCARIOS Y | 3,625,000.00 | 0.00 | 3,625,000.00 | 504,702.43 | 437,572.42 | 3,120,297.57 |
| SERVICIOS FINANCIEROS Y BANCARIOS | 1,000,000.00 | 0.00 | 1,000,000.00 | 204,250.92 | 204,250.92 | 795,749.08 |
| SERVICIOS BANCARIOS Y FINANCIEROS | 1,000,000.00 | 0.00 | 1,000,000.00 | 204,250.92 | 204,250.92 | 795,749.08 |
| SERV DE RECAUDACION, TRASLADO Y CUST. | 600,000.00 | 0.00 | 600,000.00 | 252,194.83 | 185,064.82 | 347,805.17 |
| GASTOS INHERENTES A LA RECAUDACION | 600,000.00 | 0.00 | 600,000.00 | 252,194.83 | 185,064.82 | 347,805.17 |
| SEGUROS DE RESPONSA. PATRIMONIAL Y | 25,000.00 | 0.00 | 25,000.00 | 17,513.82 | 17,513.82 | 7,486.18 |
| SEGURO DE RESPONSABILIDAD | 25,000.00 | 0.00 | 25,000.00 | 17,513.82 | 17,513.82 | 7,486.18 |
| SEGURO DE BIENES PATRIMONIALES | 2,000,000.00 | 0.00 | 2,000,000.00 | 30,742.86 | 30,742.86 | 1,969,257.14 |
| SEGUROS DE BIENES PATRIMONIALES | 2,000,000.00 | 0.00 | 2,000,000.00 | 30,742.86 | 30,742.86 | 1,969,257.14 |
| SERV DE INST, REPARACION, MANTTO Y | 13,790,000.00 | 41,352,077.65 | 55,142,077.65 | 6,283,697.20 | 6,146,974.63 | 48,858,380.45 |
| CONSERVACION Y MANTO MENOR DE | 5,000,000.00 | 41,352,077.65 | 46,352,077.65 | 5,388,217.88 | 5,264,750.72 | 40,963,859.77 |
| MANTTO Y CONSERVACION INMUEBLES | 5,000,000.00 | 41,352,077.65 | 46,352,077.65 | 5,388,217.88 | 5,264,750.72 | 40,963,859.77 |
| INST, REP Y MTO D MOB Y EQ D ADM, EDUC Y | 200,000.00 | 0.00 | 200,000.00 | 0.00 | 0.00 | 200,000.00 |
| MANTO DE MOB. Y EQUIPO DE | 200,000.00 | 0.00 | 200,000.00 | 0.00 | 0.00 | 200,000.00 |
| INSTAL, REPAR Y MANTO DE EQ DE COMPUTO | 10,000.00 | 0.00 | 10,000.00 | 0.00 | 0.00 | 10,000.00 |
| MANTO Y CONSERVACION DE BIENES | 10,000.00 | 0.00 | 10,000.00 | 0.00 | 0.00 | 10,000.00 |
| INSTAL, REP Y MANTO EQ.E INST MEDICO Y DE | 200,000.00 | 0.00 | 200,000.00 | 97,211.75 | 97,211.75 | 102,788.25 |
| INSTAL, REP Y MANTO EQ.E INST MEDICO Y | 200,000.00 | 0.00 | 200,000.00 | 97,211.75 | 97,211.75 | 102,788.25 |
| REPARACION Y MANTO DE EQUIPO DE | 2,000,000.00 | 0.00 | 2,000,000.00 | 168,304.06 | 168,304.06 | 1,831,695.94 |
| MANTENIMIENTO Y CONSERVACION DE | 2,000,000.00 | 0.00 | 2,000,000.00 | 168,304.06 | 168,304.06 | 1,831,695.94 |
| REPAR Y MANTO D EQUIPO DE DEFENSA Y | 30,000.00 | 0.00 | 30,000.00 | 8,700.00 | 8,700.00 | 21,300.00 |
| REPAR Y MANTO D EQUIPO DE DEFENSA Y | 30,000.00 | 0.00 | 30,000.00 | 8,700.00 | 8,700.00 | 21,300.00 |
| MANT DE MAQUINARIA, OTROS EQUIPOS Y | 1,000,000.00 | 0.00 | 1,000,000.00 | 121,271.40 | 121,271.40 | 878,728.60 |
| MANTE Y CONSERVACION DE MAQUINARIA Y | 1,000,000.00 | 0.00 | 1,000,000.00 | 121,271.40 | 121,271.40 | 878,728.60 |
| SERVICIOS DE LIMPIEZA Y MANEJO DE | 5,000,000.00 | 0.00 | 5,000,000.00 | 435,612.11 | 422,356.70 | 4,564,387.89 |
| SERVICIOS DE LAVANDERIA, LIMPIEZA E | 5,000,000.00 | 0.00 | 5,000,000.00 | 435,612.11 | 422,356.70 | 4,564,387.89 |
| SERVICIOS DE JARDINERIA Y FUMIGACION | 350,000.00 | 0.00 | 350,000.00 | 64,380.00 | 64,380.00 | 285,620.00 |
| SERVICIOS DE JARDINERIA Y FUMIGACION | 350,000.00 | 0.00 | 350,000.00 | 64,380.00 | 64,380.00 | 285,620.00 |
| SERVICIOS DE TRASLADOS VISTICOS | 300,000.00 | 0.00 | 300,000.00 | 118.00 | 118.00 | 299,882.00 |
| PASAJES AEREOS | 100,000.00 | 0.00 | 100,000.00 | 0.00 | 0.00 | 100,000.00 |
| PASAJES AEREOS INTERNACIONALES | 100,000.00 | 0.00 | 100,000.00 | 0.00 | 0.00 | 100,000.00 |
| PASAJES TERRESTRES | 100,000.00 | 0.00 | 100,000.00 | 118.00 | 118.00 | 99,882.00 |

* Bajo protesta de decir verdad declaramos que los Estados Financieros y sus notas, son razonablemente correctos y son responsabilidad del emisor

P.D. Servicios de Salud
 Municipio de Zapopan
 DIRECCION DE ADMINISTRACION
 Y FINANZAS

OPD Servicios de Salud del
 Municipio de Zapopan
 DIRECCION GENERAL

LIC. SILVIA DOLORES NAVARRO ROMERO
 JEFE DE RECURSOS FINANCIEROS

LIC. CESAR ALEJANDRO HERNANDEZ ALVAREZ
 DIRECTOR ADMINISTRATIVO

DR. MIGUEL RICARDO OCHOA PLASCENCIA
 DIRECTOR GENERAL



ESTADO ANALITICO DEL EJERCICIO DEL PRESUPUESTO DE EGRESOS

CLASIFICACION POR OBJETO DE GASTO
 DE ENERO A ABRIL AÑO 2024
 REC. SUBSIDIO Y PROPIOS

Sedes : ZAPOPAN + FEDERALISMO + NORTE + LUCIA + SUR + GUADALUPE + CENTRAL + EVA

Fecha : 09/05/2024 02:22:50 p.m.

Capitulo + 1000 + 2000 + 3000 + 4000 + 5000 + 6000

Hoja : 4

| CONCEPTO | EGRESOS | | | | | |
|--|------------------|--------------------------------|------------------|----------------|----------------|----------------|
| | APROBADO | AMPLIACIONES/ (REDUCCIONES) | MODIFICADO | DEVENGADO | PAGADO | SUBEJERCICIO |
| | 1 | 2 | 3 = (1+2) | 4 | 5 | 6 = (3-4) |
| PJES TERRES NACIONAL LABOR EN CAMPO Y VIATICOS EN EL PAIS | 100,000.00 | 0.00 | 100,000.00 | 118.00 | 118.00 | 99,882.00 |
| VIAT. NAC. LABORES EN CAMPO Y DE | 100,000.00 | 0.00 | 100,000.00 | 0.00 | 0.00 | 100,000.00 |
| SERVICIOS OFICIALES | 500,000.00 | 0.00 | 500,000.00 | 0.00 | 0.00 | 500,000.00 |
| CONGRESOS Y CONVENCIONES | 500,000.00 | 0.00 | 500,000.00 | 0.00 | 0.00 | 500,000.00 |
| OTROS SERVICIOS GENERALES | 5,110,000.00 | 0.00 | 5,110,000.00 | 76,682.00 | 76,682.00 | 5,033,318.00 |
| IMPUESTOS Y DERECHOS | 200,000.00 | 0.00 | 200,000.00 | 76,682.00 | 76,682.00 | 123,318.00 |
| IMPUESTOS Y DERECHOS DE EXPORTACION | 200,000.00 | 0.00 | 200,000.00 | 76,682.00 | 76,682.00 | 123,318.00 |
| SENTENCIAS Y RESOLUCIONES AUTORIDAD | 4,890,000.00 | 0.00 | 4,890,000.00 | 0.00 | 0.00 | 4,890,000.00 |
| EROGACIONES RESOLUCIONES AUTORIDAD | 4,890,000.00 | 0.00 | 4,890,000.00 | 0.00 | 0.00 | 4,890,000.00 |
| PENAS, MULTAS, ACCESORIOS Y | 20,000.00 | 0.00 | 20,000.00 | 0.00 | 0.00 | 20,000.00 |
| TRANF. ASIGNACIONES, SUBSIDIOS Y OTRAS AYUDAS SOCIALES | 15,800,000.00 | 0.00 | 15,800,000.00 | 353,227.79 | 353,227.79 | 15,446,772.21 |
| AYUDAS SOCIALES A PERSONAS | 15,800,000.00 | 0.00 | 15,800,000.00 | 353,227.79 | 353,227.79 | 15,446,772.21 |
| GASTOS POR SERVICIOS DE TRASLADO DE BIENES MUEBLES, INMUEBLES E INTANGIBLES | 66,325,244.00 | 40,000,000.00 | 106,325,244.00 | 2,473,641.79 | 2,473,641.79 | 103,851,602.21 |
| MOBILIARIO Y EQUIPO DE ADMINISTRACION | 11,000,000.00 | 10,000,000.00 | 21,000,000.00 | 34,596.99 | 34,596.99 | 20,965,403.01 |
| MUEBLES DE OFICINA Y ESTANTERIA | 8,000,000.00 | 10,000,000.00 | 18,000,000.00 | 0.00 | 0.00 | 18,000,000.00 |
| EQUIPO DE COMPUTO Y D TECNOLOG DE BIENES INFORMATICOS | 2,000,000.00 | 0.00 | 2,000,000.00 | 15,998.00 | 15,998.00 | 1,984,002.00 |
| OTROS MOBILIARIOS Y EQUIPOS DE EQUIPO DE ADMINISTRACION | 1,000,000.00 | 0.00 | 1,000,000.00 | 18,598.99 | 18,598.99 | 981,401.01 |
| MOBILIARIO Y EQUIPO EDUCACIONAL Y EQUIPOS Y APARATOS AUDIOVISUALES | 2,850,000.00 | 0.00 | 2,850,000.00 | 0.00 | 0.00 | 2,850,000.00 |
| APARATOS DEPORTIVOS | 2,000,000.00 | 0.00 | 2,000,000.00 | 0.00 | 0.00 | 2,000,000.00 |
| CAMARAS FOTOGRAFICAS Y DE VIDEO | 150,000.00 | 0.00 | 150,000.00 | 0.00 | 0.00 | 150,000.00 |
| EQUIPO E INSTRUMENTAL MEDICO Y DE EQUIPO MEDICO Y DE LABORATORIO | 10,000,000.00 | 25,000,000.00 | 35,000,000.00 | 119,044.80 | 119,044.80 | 34,880,955.20 |
| INSTRUMENTAL MEDICO Y DE LABORATORIO | 5,000,000.00 | 25,000,000.00 | 30,000,000.00 | 107,044.80 | 107,044.80 | 29,892,955.20 |
| VEHICULOS Y EQUIPO DE TRANSPORTE | 16,000,000.00 | 5,000,000.00 | 21,000,000.00 | 0.00 | 0.00 | 21,000,000.00 |
| MAQUINARIA, OTROS EQUIPOS Y HERRAMIENTAS | 19,975,244.00 | 0.00 | 19,975,244.00 | 0.00 | 0.00 | 19,975,244.00 |
| AIRE ACOND. CALEFAC Y DE REFRIG. IND Y SISTEMAS DE AIRE ACONDICIONADO, | 16,500,000.00 | 0.00 | 16,500,000.00 | 0.00 | 0.00 | 16,500,000.00 |
| EQUIPO DE COMUNICACION Y EQPOS Y APARATOS DE COMUNIC. Y EQ. GENERACION ELECTRICA, APAR Y ACCES | 300,000.00 | 0.00 | 300,000.00 | 0.00 | 0.00 | 300,000.00 |
| HERRAMIENTAS Y MAQUINAS-HERRAMIENTA | 500,000.00 | 0.00 | 500,000.00 | 0.00 | 0.00 | 500,000.00 |
| OTROS EQUIPOS | 1,675,244.00 | 0.00 | 1,675,244.00 | 0.00 | 0.00 | 1,675,244.00 |
| BIENES MUEBLES POR ARRENDAMIENTO | 1,675,244.00 | 0.00 | 1,675,244.00 | 0.00 | 0.00 | 1,675,244.00 |
| ACTIVOS INTANGIBLES | 6,500,000.00 | 0.00 | 6,500,000.00 | 2,320,000.00 | 2,320,000.00 | 4,180,000.00 |
| SOFTWARE | 6,500,000.00 | 0.00 | 6,500,000.00 | 2,320,000.00 | 2,320,000.00 | 4,180,000.00 |
| TOTALES | 1,020,000,000.00 | 81,352,077.65 | 1,101,352,077.65 | 265,677,004.54 | 235,516,942.76 | 835,675,073.11 |

* Bajo protesta de decir verdad declaramos que los Estados Financieros y sus notas, son razonablemente correctos y son responsabilidad del emisor

LIC. SILVIA DOLORES NAVARRO ROMERO
 JEFE DE RECURSOS FINANCIEROS

LIC. CESAR ALEJANDRO HERNANDEZ ALVAREZ
 DIRECTOR ADMINISTRATIVO

DR. MIGUEL RICARDO OCHOA PLASCENCIA
 DIRECTOR GENERAL



SERVICIOS DE SALUD DEL MUNICIPIO DE ZAPOPAN
 RAMON CORONA # 500, COL. CENTRO, ZAPOPAN JALISCO
 SSM010830U83

ESTADO ANALITICO DEL EJERCICIO DEL PRESUPUESTO DE EGRESOS
 CLASIFICACION ECONOMICA (POR TIPO DE GASTO)
 DE ENERO A ABRIL AÑO 2024

REC. SUBSIDIO Y PROPIOS

Sedes : ZAPOPAN + FEDERALISMO + NORTE + LUCIA + SUR + GUADALUPE + CENTRAL + EVA

Capítulo + 1000 + 2000 + 3000 + 4000 + 5000 + 6000

Fecha : 13/05/2024

Hoja : 1

| CONCEPTO | EGRESOS | | | | | SUB EJERCICIO |
|------------------|----------------|--------------------------------|----------------|----------------|----------------|-----------------|
| | APROBADO | AMPLIACIONES/ (REDUCCIONES) | MODIFICADO | DEVENGADO | PAGADO | |
| | 1 | 2 | 3 = (1+2) | 4 | 5 | |
| GASTO CORRIENTE | 953,674,756.00 | 41,352,077.65 | 995,026,833.65 | 263,203,362.75 | 233,043,300.97 | 731,823,470.90 |
| GASTO DE CAPITAL | 66,325,244.00 | 40,000,000.00 | 106,325,244.00 | 2,473,641.79 | 2,473,641.79 | 103,851,602.21 |
| TOTALES | 20,000,000.00 | 81,352,077.65 | 101,352,077.65 | 265,677,004.54 | 235,516,942.76 | -164,324,926.89 |

O.P.D. Servicios de Salud del
 Municipio de Zapopan
**JEFATURA DE RECURSOS
 FINANCIEROS**

O.P.D. Servicios de Salud del
 Municipio de Zapopan
**DIRECCION DE ADMINISTRACION
 Y FINANZAS**

O.P.D. Servicios de Salud del
 Municipio de Zapopan
DIRECCION GENERAL

* Bajo protesta de decir verdad declaramos que los Estados Financieros y sus notas, son razonablemente correctos y son responsabilidad del emisor

LIC. SILVIA DOLORES NAVARRO ROMERO
 JEFE DE RECURSOS FINANCIEROS

LIC. CESAR ALEJANDRO HERNANDEZ ALVAREZ
 DIRECTOR ADMINISTRATIVO

DR. MIGUEL RICARDO OCHOA PLASCENCIA
 DIRECTOR GENERAL



SERVICIOS DE SALUD DEL MUNICIPIO DE ZAPOPAN
 RAMON CORONA # 500, COL. CENTRO, ZAPOPAN JALISCO
 SSM010830U83

ESTADO ANALITICO DEL EJERCICIO DEL PRESUPUESTO DE EGRESOS
 CLASIFICACION ADMINISTRATIVA
 DE ENERO A ABRIL AÑO 2024
 REC. SUBSIDIO Y PROPIOS

Sedes : ZAPOPAN + FEDERALISMO + NORTE + LUCIA + SUR + GUADALUPE + CENTRAL + EVA


Fecha : 13/05/2024

Capítulo + 1000 + 2000 + 3000 + 4000 + 5000 + 6000

Hoja : 1

| CONCEPTO | EGRESOS | | | | | |
|--|---------------|--------------------------------|----------------|----------------|----------------|-----------------|
| | APROBADO | AMPLIACIONES/ (REDUCCIONES) | MODIFICADO | DEVENGADO | PAGADO | SUBEJERCICIO |
| | 1 | 2 | 3 = (1+2) | 4 | 5 | 6 = (3-4) |
| ENTIDADES PARAESTATALES EMPRESARIALES NO FINANCIERAS MUNICIPAL | 20,000,000.00 | 81,352,077.65 | 101,352,077.65 | 265,677,004.54 | 235,516,942.76 | -164,324,926.89 |

O.P.D Servicios de Salud del Municipio de Zapopan
FECHA DE RECURSOS FINANCIEROS



O.P.D Servicios de Salud del Municipio de Zapopan
DIRECCION GENERAL

* Bajo protesta de decir verdad declaramos que los Estados Financieros y sus notas, son razonablemente correctos y son responsabilidad del emisor del

LIC. SILVIA DOLORES NAVARRO ROMERO
 JEFE DE RECURSOS FINANCIEROS

LIC. CESAR ALEJANDRO HERNANDEZ ALVAREZ
 DIRECTOR ADMINISTRATIVO

DR. MIGUEL RICARDO OCHOA PLASCENCIA
 DIRECTOR GENERAL



SERVICIOS DE SALUD DEL MUNICIPIO DE ZAPOPAN
RAMON CORONA # 500, COL. CENTRO, ZAPOPAN JALISCO
SSM010830U83

ESTADO ANALITICO DEL EJERCICIO DEL PRESUPUESTO DE EGRESOS
CLASIFICACION FUNCIONAL
DE ENERO A ABRIL AÑO 2024
REC. SUBSIDIO Y PROPIOS

Sedes : ZAPOPAN + FEDERALISMO + NORTE + LUCIA + SUR + GUADALUPE + CENTRAL + EVA

Fecha : 13/05/2024

Capítulo + 1000 + 2000 + 3000 + 4000 + 5000 + 6000

Hoja : 1

| CONCEPTO | EGRESOS | | | | | SUB EJERCICIO 6 = (3-4) |
|---------------------------------|---------------|--------------------------------|----------------|----------------|----------------|----------------------------|
| | APROBADO | AMPLIACIONES/ (REDUCCIONES) | MODIFICADO | DEVENGADO | PAGADO | |
| | 1 | 2 | 3 = (1+2) | 4 | 5 | |
| SERVICIOS DE SALUD A LA PERSONA | 20,000,000.00 | 81,352,077.65 | 101,352,077.65 | 265,677,004.54 | 235,516,942.76 | -164,324,926.89 |

O.P.D Servicios de Salud del
Municipio de Zapopan
**JEFATURA DE RECURSOS
FINANCIEROS**

* Bajo protesta de decir verdad declaramos que los Estados Financieros y sus notas, son razonablemente correctos y son responsabilidad del emisor

LIC. SILVIA DOLORES NAVARRO ROMERO
JEFE DE RECURSOS FINANCIEROS

LIC. CESAR ALEJANDRO HERNANDEZ ALVAREZ
DIRECTOR ADMINISTRATIVO

DR. MIGUEL RICARDO OCHOA PLASCENCIA
DIRECTOR GENERAL