




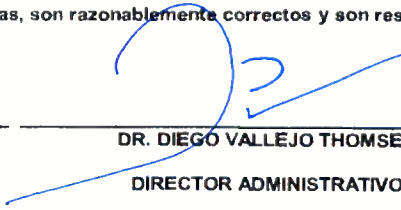
**ESTADO ANALITICO DEL ACTIVO
DE ENERO A NOVIEMBRE DE 2019**

| CONCEPTO | SALDO INICIAL | CARGOS DEL PERIODO | ABONOS DEL PERIODO | SALDO FINAL | VARIACION DEL PERIODO |
|--|-----------------------|-------------------------|-------------------------|-----------------------|-----------------------|
| | 1 | 2 | 3 | 4 (1+2-3) | (4-1) |
| ACTIVO | 347,049,505.99 | 1,532,600,462.00 | 1,504,466,377.07 | 375,183,590.92 | 28,134,084.93 |
| ACTIVO CIRCULANTE | 310,875,064.92 | 1,526,357,785.90 | 1,504,466,377.07 | 332,766,473.75 | 21,891,408.83 |
| EFFECTIVO Y EQUIVALENTES | 2,025,878.55 | 925,122,980.17 | 916,757,004.89 | 10,391,853.83 | 8,365,975.28 |
| DERECHOS A RECIBIR EFECTIVO O EQUIVALENTES | 298,258,425.44 | 563,730,180.50 | 549,814,048.17 | 312,174,557.77 | 13,916,132.33 |
| DERECHOS A RECIBIR BIENES O SERVICIOS | 126,427.41 | 1,596,513.90 | 1,596,513.93 | 126,427.38 | -0.03 |
| INVENTARIOS | 0.00 | 0.00 | 0.00 | 0.00 | 0.00 |
| ALMACEN | 10,464,333.52 | 35,908,111.33 | 36,298,810.08 | 10,073,634.77 | -390,698.75 |
| ESTIMACION DE PERDIDAS O DETERIORO DE ACTIVOS | 0.00 | 0.00 | 0.00 | 0.00 | 0.00 |
| OTROS ACTIVOS CIRCULANTES | 0.00 | 0.00 | 0.00 | 0.00 | 0.00 |
| ACTIVO NO CIRCULANTE | 36,174,441.07 | 6,242,676.10 | 0.00 | 42,417,117.17 | 6,242,676.10 |
| INVERSIONES FINANCIERAS A LARGO PLAZO | 0.00 | 0.00 | 0.00 | 0.00 | 0.00 |
| DERECHOS A RECIBIR EFECTIVO O EQUIV A LARGO P | 0.00 | 0.00 | 0.00 | 0.00 | 0.00 |
| BIENES INMUEBLES, INFRAESTRUCTURA Y CONTRUCCIO | 0.00 | 0.00 | 0.00 | 0.00 | 0.00 |
| BIENES MUEBLES | 54,937,416.69 | 6,242,676.10 | 0.00 | 61,180,092.79 | 6,242,676.10 |
| ACTIVOS INTANGIBLES | 16,901,290.56 | 0.00 | 0.00 | 16,901,290.56 | 0.00 |
| DEPRECIACIONES, DETERIORO Y AMORT. ACUM DE BI | -35,664,266.18 | 0.00 | 0.00 | -35,664,266.18 | 0.00 |
| ACTIVOS DIFERIDOS | 0.00 | 0.00 | 0.00 | 0.00 | 0.00 |
| ESTIMACION POR PERDIDAS O DETERIORO DE ACTIVO | 0.00 | 0.00 | 0.00 | 0.00 | 0.00 |
| OTROS ACTIVOS NO CIRCULANTES | 0.00 | 0.00 | 0.00 | 0.00 | 0.00 |


* Bajo protesta de decir verdad declaramos que los Estados Financieros y sus notas, son razonablemente correctos y son responsabilidad del emisor



LAE. YEZMIN NAWA ENRIQUEZ
JEFE DE RECURSOS FINANCIEROS



DR. DIEGO VALLEJO THOMSEN
DIRECTOR ADMINISTRATIVO



DR. SALVADOR GARCIA UVENCE
DIRECTOR GENERAL