




SERVICIOS DE SALUD DEL MUNICIPIO DE ZAPOPAN  
 RAMON CORONA # 500, COL. CENTRO, ZAPOPAN JALISCO  
 SSM010830U83


Hoja : 1 de 1  
 Hora : 03:10 p.m.  
 Fecha : 30/07/2021


**ESTADO ANALITICO DEL ACTIVO  
 DE ENERO A MAYO DE 2021**

| CONCEPTO                                      | SALDO INICIAL<br>1    | CARGOS DEL PERIODO<br>2 | ABONOS DEL PERIODO<br>3 | SALDO FINAL<br>4 (1+2-3) | VARIACION DEL PERIODO<br>(4-1) |
|---|-----------------------|-------------------------|-------------------------|--------------------------|--------------------------------|
| <b>ACTIVO</b>                                 | <b>109,491,116.00</b> | <b>749,974,204.75</b>   | <b>782,756,484.47</b>   | <b>76,708,836.28</b>     | <b>-32,782,279.72</b>          |
| <b>ACTIVO CIRCULANTE</b>                      | <b>73,382,500.31</b>  | <b>748,040,950.87</b>   | <b>781,361,484.47</b>   | <b>40,061,966.71</b>     | <b>-33,320,533.60</b>          |
| EFFECTIVO Y EQUIVALENTES                      | 28,601,246.27         | 475,246,529.62          | 498,315,947.31          | 5,531,828.58             | -23,069,417.69                 |
| DERECHOS A RECIBIR EFECTIVO O EQUIVALENTES    | 32,950,355.42         | 255,560,904.83          | 263,349,985.23          | 25,161,275.02            | -7,789,080.40                  |
| DERECHOS A RECIBIR BIENES O SERVICIOS         | 68,811.17             | 0.00                    | 51,179.20               | 17,631.97                | -51,179.20                     |
| INVENTARIOS                                   | 0.00                  | 0.00                    | 0.00                    | 0.00                     | 0.00                           |
| ALMACEN                                       | 11,762,087.45         | 17,233,516.42           | 19,644,372.73           | 9,351,231.14             | -2,410,856.31                  |
| ESTIMACION DE PERDIDAS O DETERIORO DE ACTIVOS | 0.00                  | 0.00                    | 0.00                    | 0.00                     | 0.00                           |
| OTROS ACTIVOS CIRCULANTES                     | 0.00                  | 0.00                    | 0.00                    | 0.00                     | 0.00                           |
| <b>ACTIVO NO CIRCULANTE</b>                   | <b>36,108,615.69</b>  | <b>1,933,253.88</b>     | <b>1,395,000.00</b>     | <b>36,646,869.57</b>     | <b>538,253.88</b>              |
| INVERSIONES FINANCIERAS A LARGO PLAZO         | 0.00                  | 0.00                    | 0.00                    | 0.00                     | 0.00                           |
| DERECHOS A RECIBIR EFECTIVO O EQUIV A LARGO P | 0.00                  | 0.00                    | 0.00                    | 0.00                     | 0.00                           |
| BIENES INMUEBLES,INFRAESTRUCTURA Y CONTRUCCIO | 0.00                  | 0.00                    | 0.00                    | 0.00                     | 0.00                           |
| BIENES MUEBLES                                | 76,644,585.61         | 538,253.88              | 1,395,000.00            | 75,787,839.49            | -856,746.12                    |
| ACTIVOS INTANGIBLES                           | 16,901,290.56         | 0.00                    | 0.00                    | 16,901,290.56            | 0.00                           |
| DEPRECIACIONES, DETERIORO Y AMORT. ACUM DE BI | -57,437,260.48        | 1,395,000.00            | 0.00                    | -56,042,260.48           | 1,395,000.00                   |
| ACTIVOS DIFERIDOS                             | 0.00                  | 0.00                    | 0.00                    | 0.00                     | 0.00                           |
| ESTIMACION POR PERDIDAS O DETERIORO DE ACTIVO | 0.00                  | 0.00                    | 0.00                    | 0.00                     | 0.00                           |
| OTROS ACTIVOS NO CIRCULANTES                  | 0.00                  | 0.00                    | 0.00                    | 0.00                     | 0.00                           |

\* Bajo protesta de decir verdad declaramos que los Estados Financieros y sus notas, son razonablemente correctos y son responsabilidad del emisor

  
 LAE. YEZMIN HAWA ENRIQUEZ  
 JEFE DE RECURSOS FINANCIEROS

  
 DR. DIEGO VALLEJO THOMSEN  
 DIRECTOR ADMINISTRATIVO

  
 DR. SALVADOR GARCIA UVENCE  
 DIRECTOR GENERAL