




SERVICIOS DE SALUD DEL MUNICIPIO DE ZAOPAPAN
 RAMON CORONA # 500, COL. CENTRO, ZAOPAPAN JALISCO
 SSM010830U83

Hoja : 1 de 1
 Hora : 05:08 p.m.
 Fecha : 29/05/2015


**ESTADO ANALITICO DEL ACTIVO
 DE ENERO A ABRIL DE 2015**

| CONCEPTO | CARGOS DEL PERIODO | | ABONOS DEL PERIODO | | SALDO FINAL 4 (1+2-3) | VARIACION DEL PERIODO (4-1) |
|--|-----------------------|-----------------------|-----------------------|-----------------------|--------------------------|--------------------------------|
| | 1 | 2 | 3 | 4 (1+2-3) | | |
| ACTIVO | 105,401,682.99 | 605,967,326.91 | 538,005,131.51 | 173,363,878.39 | 67,962,195.40 | |
| ACTIVO CIRCULANTE | 75,268,930.12 | 605,669,942.54 | 538,005,131.51 | 142,933,741.15 | 67,664,811.03 | |
| EFFECTIVO Y EQUIVALENTES | 11,956,625.76 | 386,733,378.99 | 397,911,283.51 | 778,721.24 | -11,177,904.52 | |
| DERECHOS A RECIBIR EFECTIVO O EQUIVALENTES | 52,280,455.35 | 209,519,267.40 | 130,135,216.17 | 131,664,506.58 | 79,384,051.23 | |
| DERECHOS A RECIBIR BIENES O SERVICIOS | 207,067.71 | 0.00 | 80,640.30 | 126,427.41 | -80,640.30 | |
| INVENTARIOS | 0.00 | 0.00 | 0.00 | 0.00 | 0.00 | |
| ALMACEN | 8,624,781.30 | 9,417,296.15 | 9,877,991.53 | 8,164,085.92 | -460,695.38 | |
| ESTIMACION DE PERDIDAS O DETERIORO DE ACTIVOS | 0.00 | 0.00 | 0.00 | 0.00 | 0.00 | |
| OTROS ACTIVOS CIRCULANTES | 2,200,000.00 | 0.00 | 0.00 | 2,200,000.00 | 0.00 | |
| ACTIVO NO CIRCULANTE | 30,132,752.87 | 297,384.37 | 0.00 | 30,430,137.24 | 297,384.37 | |
| INVERSIONES FINANCIERAS A LARGO PLAZO | 0.00 | 0.00 | 0.00 | 0.00 | 0.00 | |
| DERECHOS A RECIBIR EFECTIVO O EQUIV A LARGO P | 0.00 | 0.00 | 0.00 | 0.00 | 0.00 | |
| BIENES INMUEBLES, INFRAESTRUCTURA Y CONTRUCCIO | 0.00 | 0.00 | 0.00 | 0.00 | 0.00 | |
| BIENES MUEBLES | 14,500,752.87 | 297,384.37 | 0.00 | 14,798,137.24 | 297,384.37 | |
| ACTIVOS INTANGIBLES | 15,632,000.00 | 0.00 | 0.00 | 15,632,000.00 | 0.00 | |
| DEPRECIACIONES, DETERIORO Y AMORT. ACUM DE BI | 0.00 | 0.00 | 0.00 | 0.00 | 0.00 | |
| ACTIVOS DIFERIDOS | 0.00 | 0.00 | 0.00 | 0.00 | 0.00 | |
| ESTIMACION POR PERDIDAS O DETERIORO DE ACTIVO | 0.00 | 0.00 | 0.00 | 0.00 | 0.00 | |
| OTROS ACTIVOS NO CIRCULANTES | 0.00 | 0.00 | 0.00 | 0.00 | 0.00 | |


* Bajo protesta de decir verdad declaramos que los Estados Financieros y sus notas, son razonablemente correctos y son responsabilidad del emisor



 JORGE SANDOVAL RODRIGUEZ
 SUBDIRECTOR ADMINISTRATIVO



 MTRA. ESMERALDA SANTANA GUZMAN
 DIRECTORA ADMINISTRATIVA



 DR. SERGIO QUINTERO HERNANDEZ
 DIRECTOR GENERAL