

SERVICIOS MÉDICOS ENERO A AGOSTO 2019

DIRECCIÓN MÉDICA OPD SSMZ

HOSPITAL GENERAL DE ZAPOPAN

| Indicador | 2018 | | 2019 | | Tendencia 2018 vs 2019 | |
|-------------------------|--------|--------|--------|--------|------------------------|-------|
| | N | Diario | N | Diaria | N | % |
| Egreso | 4741 | 12.99 | 4541 | 18.02 | 5.03 | 38.73 |
| Consultas | 153557 | 420.70 | 120417 | 477.85 | 57.14 | 13.58 |
| Atenciones de Urgencias | 24247 | 66.43 | 15815 | 62.76 | -3.67 | -5.53 |
| Cirugías | 2912 | 7.98 | 3083 | 12.23 | 4.26 | 53.35 |
| Nacidos Vivos | 2150 | 5.89 | 2314 | 9.18 | 3.29 | 55.89 |
| Estudios de Imagen | 30347 | 83.14 | 22211 | 88.14 | 5.00 | 6.01 |
| Laboratorio | 222630 | 609.95 | 181513 | 720.29 | 110.34 | 18.09 |
| Vacunación | 13571 | 37.18 | 10740 | 42.62 | 5.44 | 14.63 |
| Alacranismo | 98 | 0.27 | 64 | 0.25 | -0.01 | -5.41 |

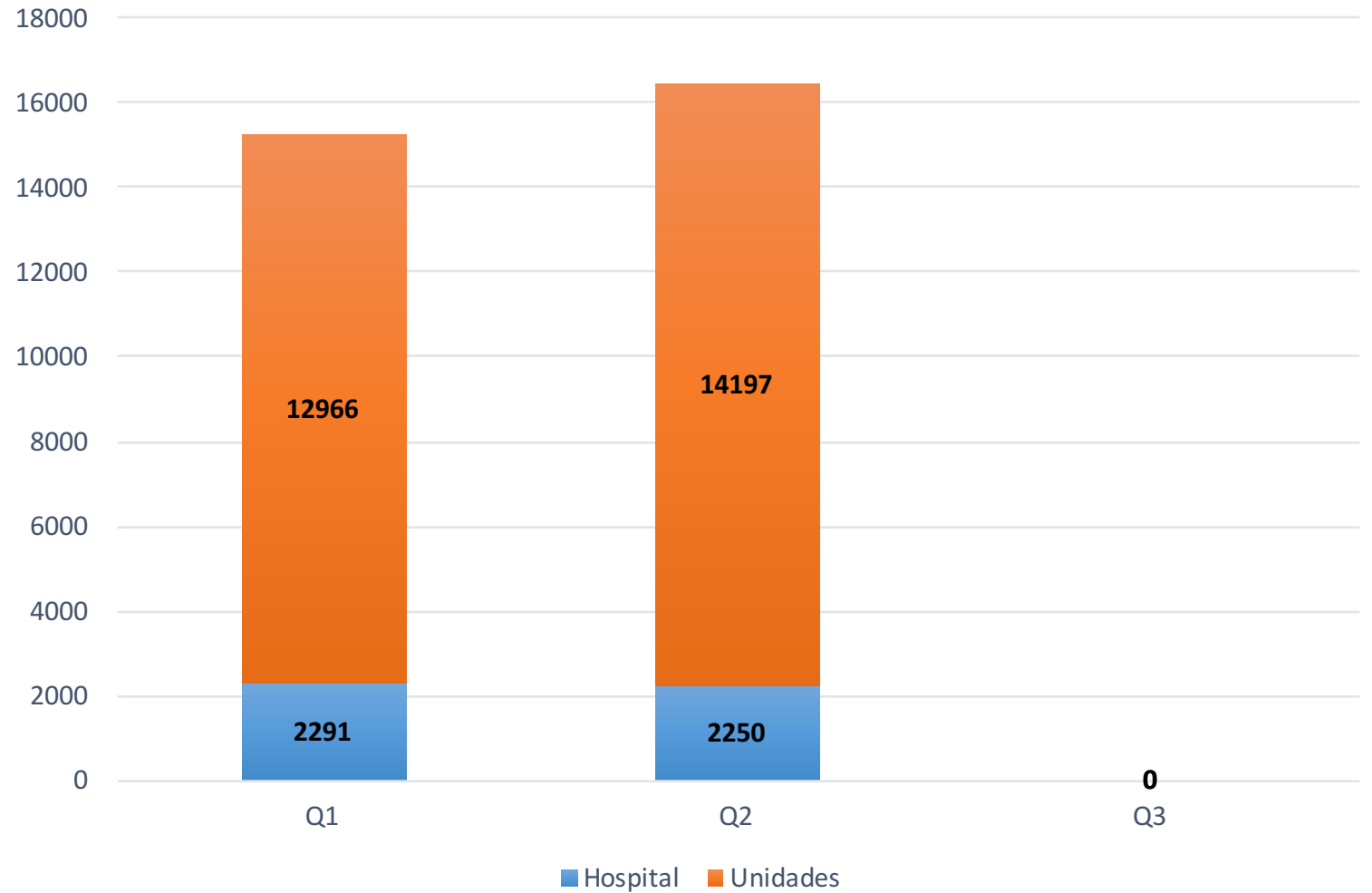
UNIDADES DE URGENCIA CRUZ VERDE

| (Cruz Verde Norte, Sur, Federalismo, Santa Lucia y Villa de Guadalupe) | | | | | | |
|---|-------------|---------------|-------------|---------------|---------------------------|-------------|
| Indicador | 2018 | | 2019 | | Tendencia 18 vs 19 | |
| | N | Diario | N | Diario | N | % |
| Egreso | 3,336 | 9.14 | 27163 | 107.79 | 98.65 | 1079 |
| Consultas | 121,071 | 331.70 | 92470 | 366.94 | 35.24 | 11 |
| Atenciones de Urgencias | 67,719 | 185.53 | 52038 | 206.50 | 20.97 | 11 |
| Cirugías | 318 | 0.87 | 322 | 1.28 | 0.41 | 47 |
| Nacidos Vivos | 24 | 0.07 | 35 | 0.14 | 0.07 | 111 |
| Estudios de Imagen | 46,125 | 126.37 | 34484 | 136.84 | 10.47 | 8 |
| Laboratorio | 113,786 | 311.74 | 69852 | 277.19 | -34.55 | -11 |
| Alacranismo | 2,005 | 5.49 | 1555 | 6.17 | 0.68 | 12 |

Egresos Hospitalarios OPD Salud Zapopan Q2 2019

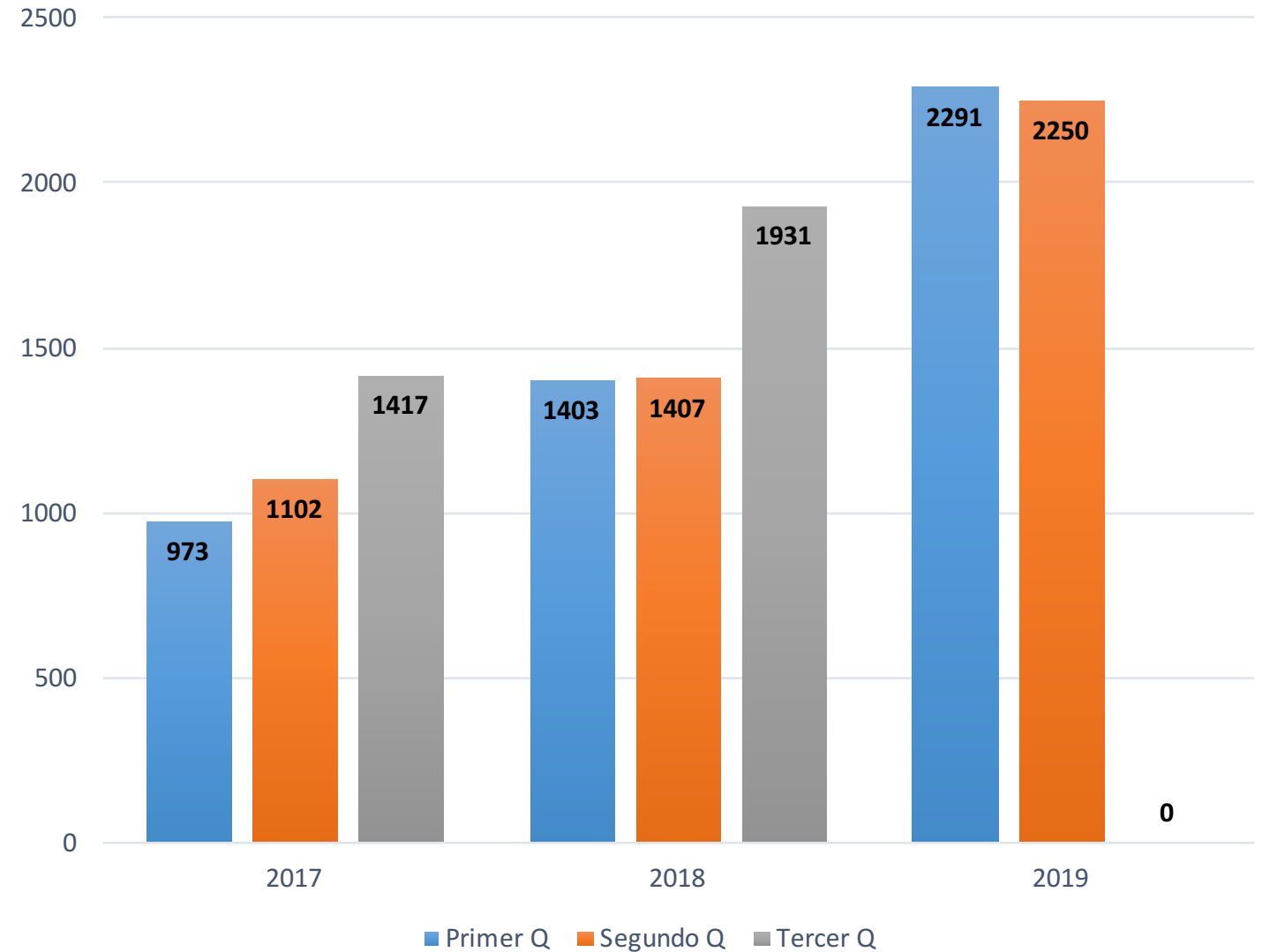
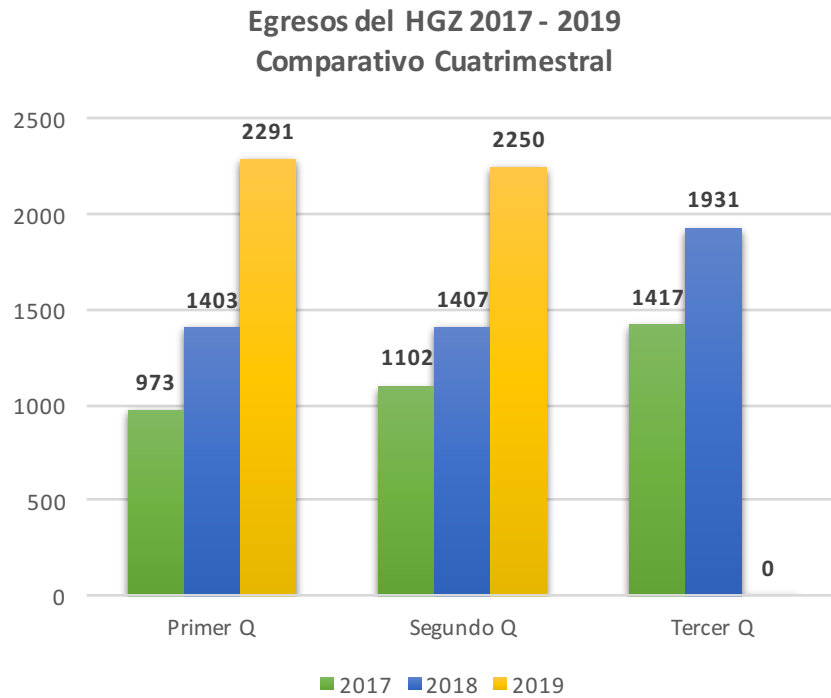
N = 31,704

| Cuatrimestre | Hospital | Unidades | Total |
|--------------|----------|----------|----------|
| Q1 | 2291 | 12966 | 15257 |
| Q2 | 2250 | 14197 | 16447 |
| Q3 | 0 | 0 | 0 |
| TOTALES | 4541 | 27163 | 31704.00 |



| | 2017 | 2018 | 2019 |
|-----------|------|------|------|
| Primer Q | 973 | 1403 | 2291 |
| Segundo Q | 1102 | 1407 | 2250 |
| Tercer Q | 1417 | 1931 | 0 |

Egresos HGZ 2017 a 2019 Cuartimestral



Consultas Cuatrimestral del HGZ 2019

N = 120,417

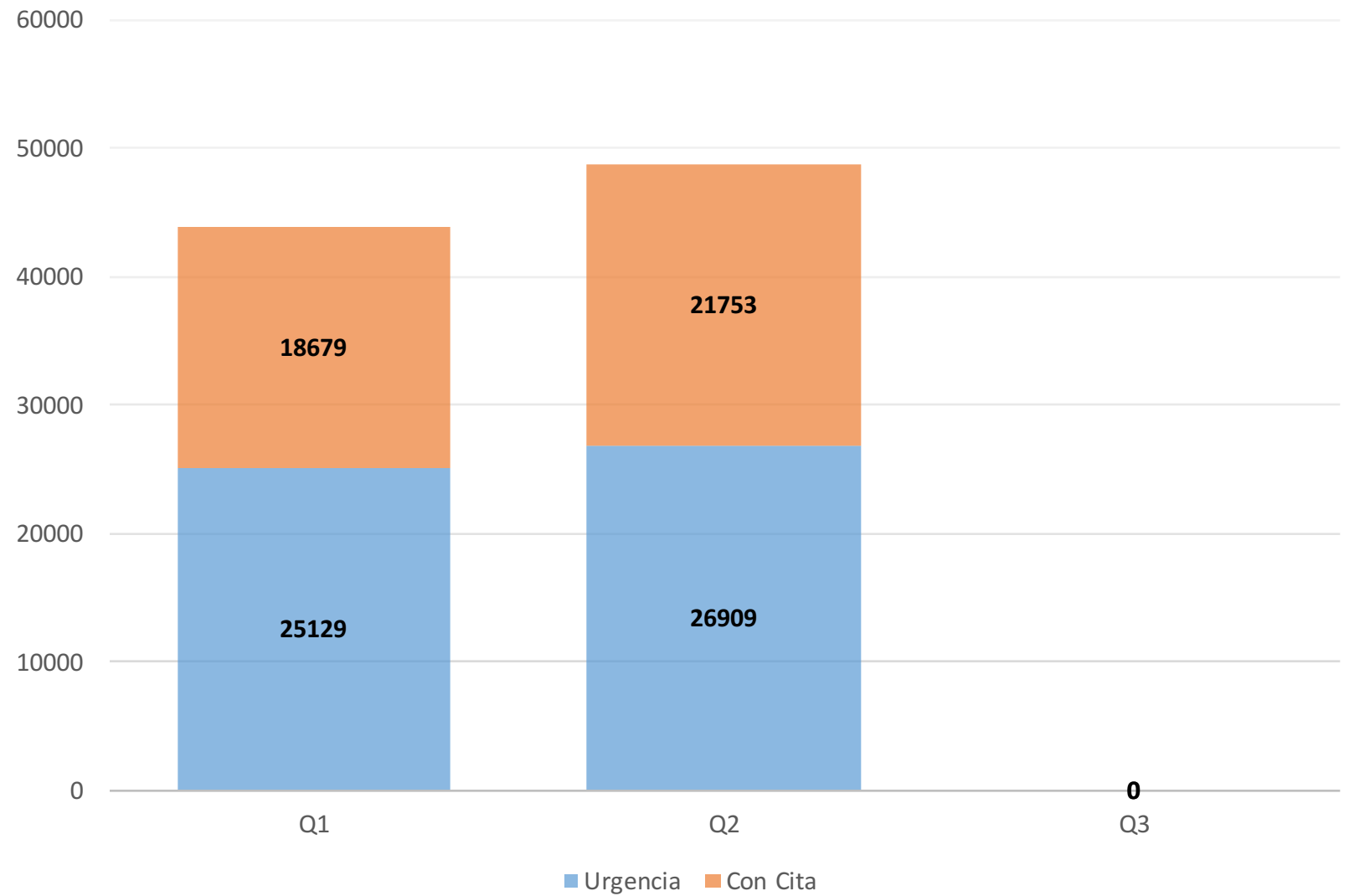
| Cuatrimestre | Urgencia | Con Cita | Totales |
|--------------|----------|----------|----------|
| Q1 | 7627 | 49905 | 57532 |
| Q2 | 8188 | 54697 | 62885 |
| Q3 | 0 | 0 | 0 |
| Totales | 15815.0 | 104602.0 | 120417.0 |



CONSULTAS CUATRIMESTRAL UNIDADES DE URGENCIA Q2 2019

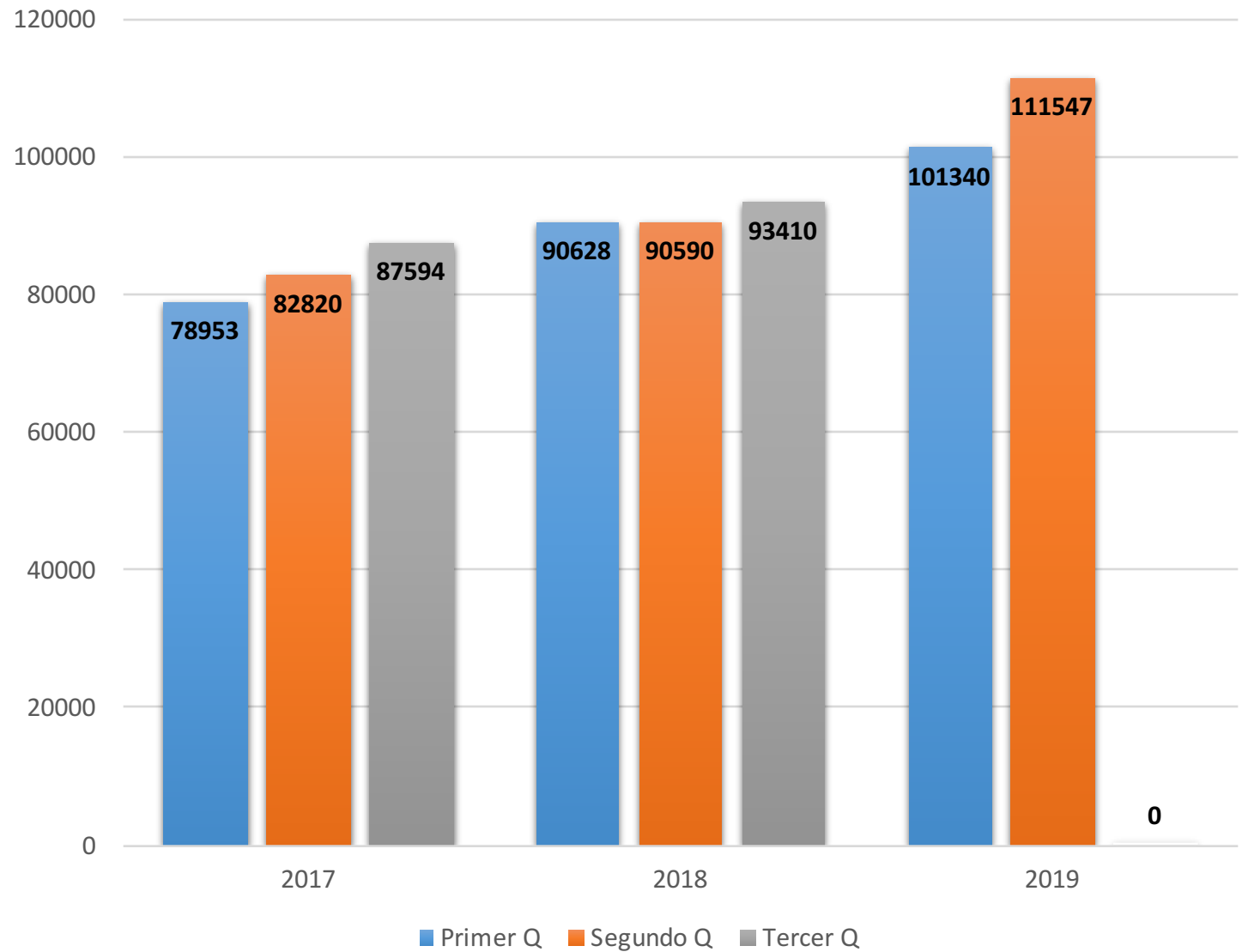
N= 92,470

| Cuatrimestre | Urgencia | Con Cita | Total |
|--------------|----------------|----------------|----------------|
| Q1 | 25129 | 18679 | 43808 |
| Q2 | 26909 | 21753 | 48662 |
| Q3 | 0 | 0 | 0 |
| Total | 52038.0 | 40432.0 | 92470.0 |

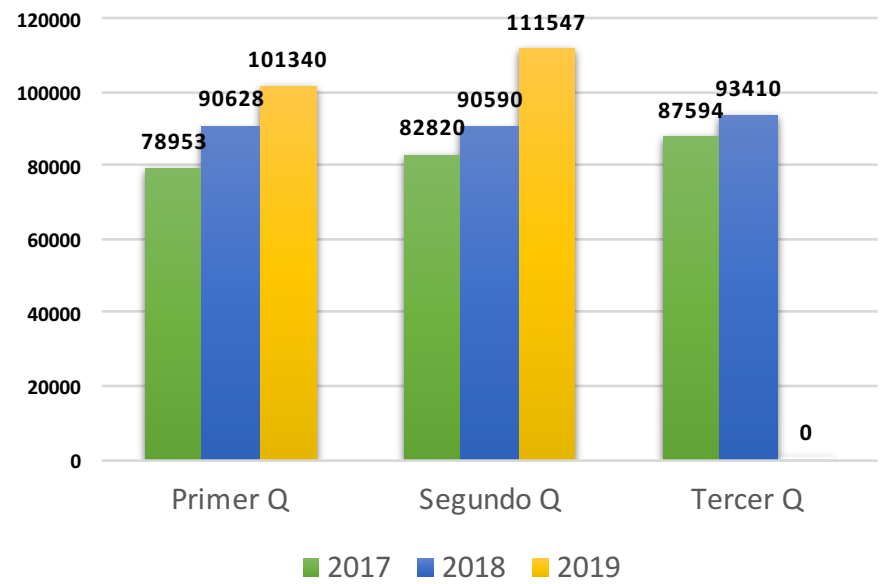


| | 2017 | 2018 | 2019 |
|-----------|-------|-------|--------|
| Primer Q | 78953 | 90628 | 101340 |
| Segundo Q | 82820 | 90590 | 111547 |
| Tercer Q | 87594 | 93410 | 0 |

Consulta Total OPD Salud Zapopan 2017 - 2019



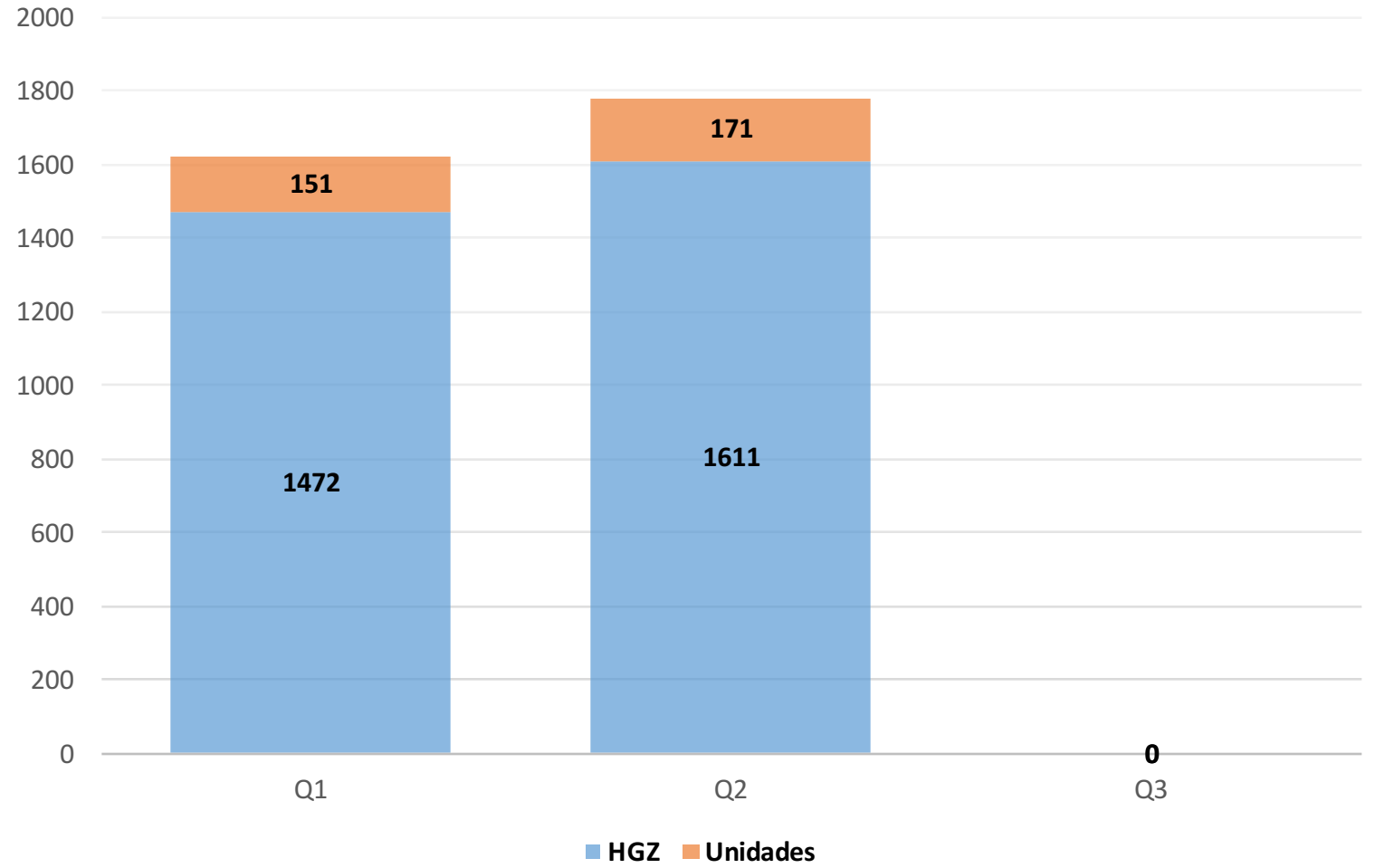
Consulta Total OPD Salud Zapopan:
Comparativo Cuatrimestral 2017 - 2019



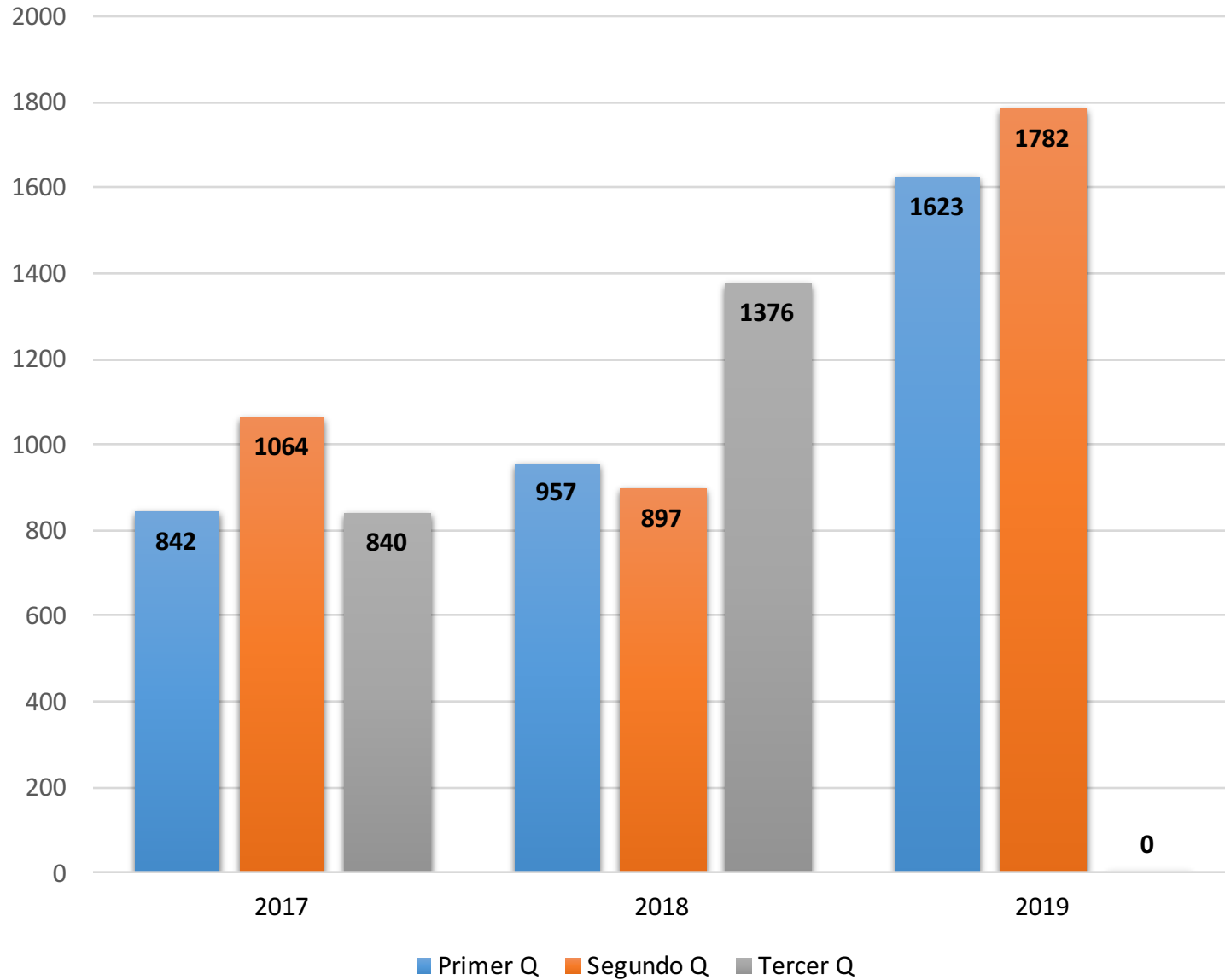
CIRUGIAS OPD SALUD ZAPOPAN Q2 2019

N = 3,405

| Cuatrimestre | HGZ | Unidades | Totales |
|--------------|---------------|--------------|---------------|
| Q1 | 1472 | 151 | 1623 |
| Q2 | 1611 | 171 | 1782 |
| Q3 | 0 | 0 | 0 |
| TOTAL | 3083.0 | 322.0 | 3405.0 |

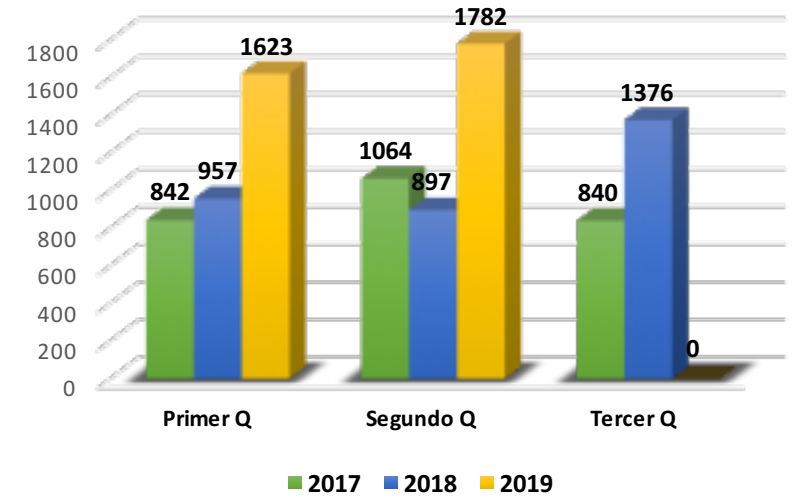


Cirugias OPD Salud Zapopan 2017 - 2019



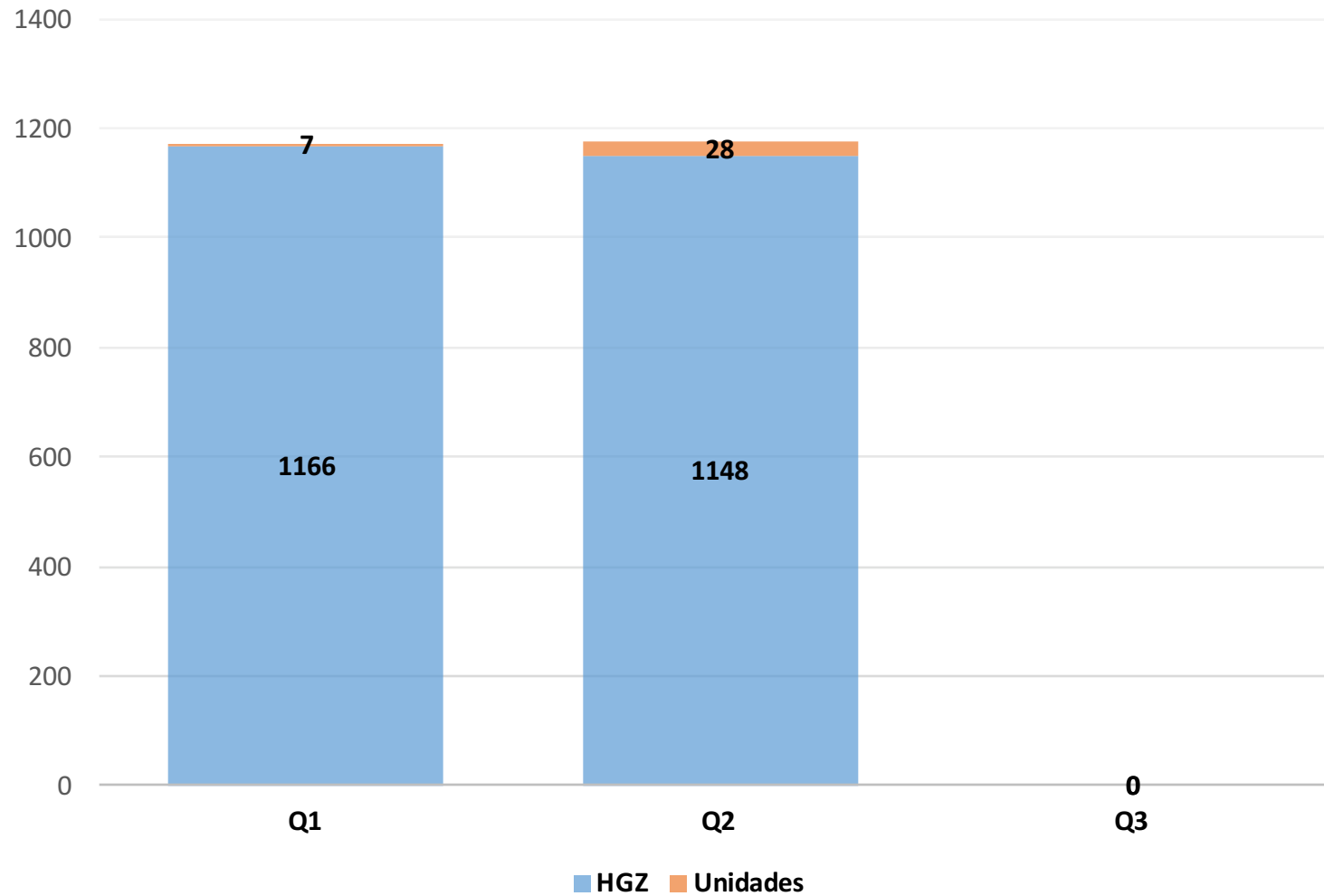
| | 2017 | 2018 | 2019 |
|------------------|------|------|------|
| Primer Q | 842 | 957 | 1623 |
| Segundo Q | 1064 | 897 | 1782 |
| Tercer Q | 840 | 1376 | 0 |

Cirugias OPD Salud Zapopan 2017 - 2019
Comparativo Cuatrimestral



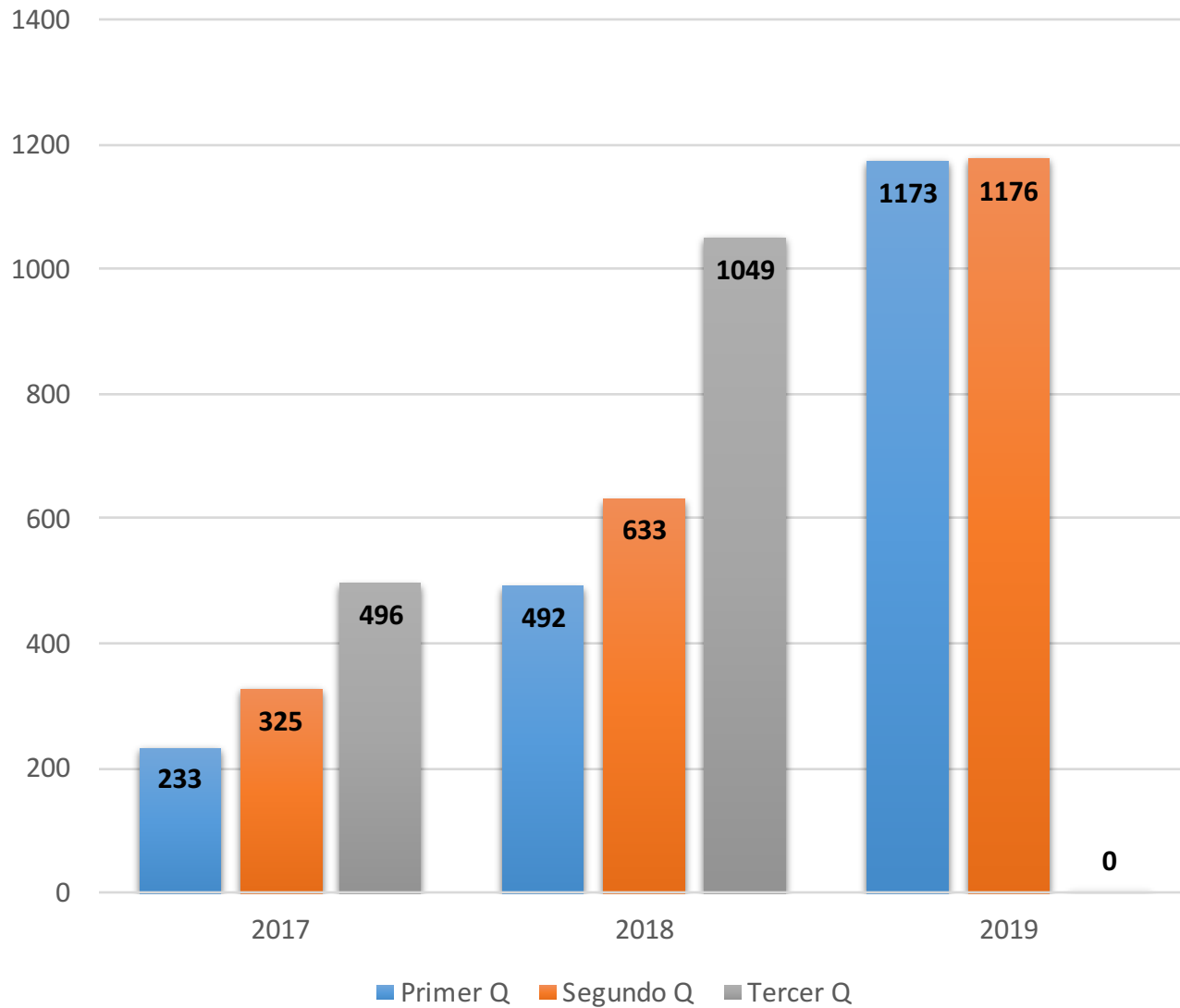
NACIMIENTOS OPD SALUD ZAPOPAN Q2 2019

N = 2,349

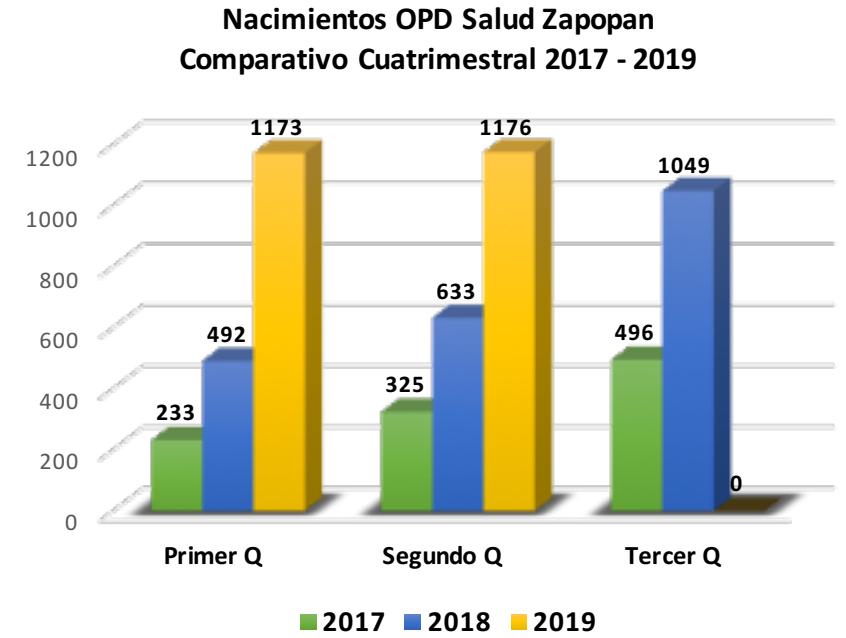


| Nacidos Vivos OPD Salud Zapopan | | | |
|---------------------------------|-------------|-----------|-------------|
| Cuatrimestre | HGZ | Unidades | Totales |
| Q1 | 1166 | 7 | 1173 |
| Q2 | 1148 | 28 | 1176 |
| Q3 | 0 | 0 | 0 |
| Total | 2314 | 35 | 2349 |

Nacimientos OPD Salud Zapopan 2017 - 2019

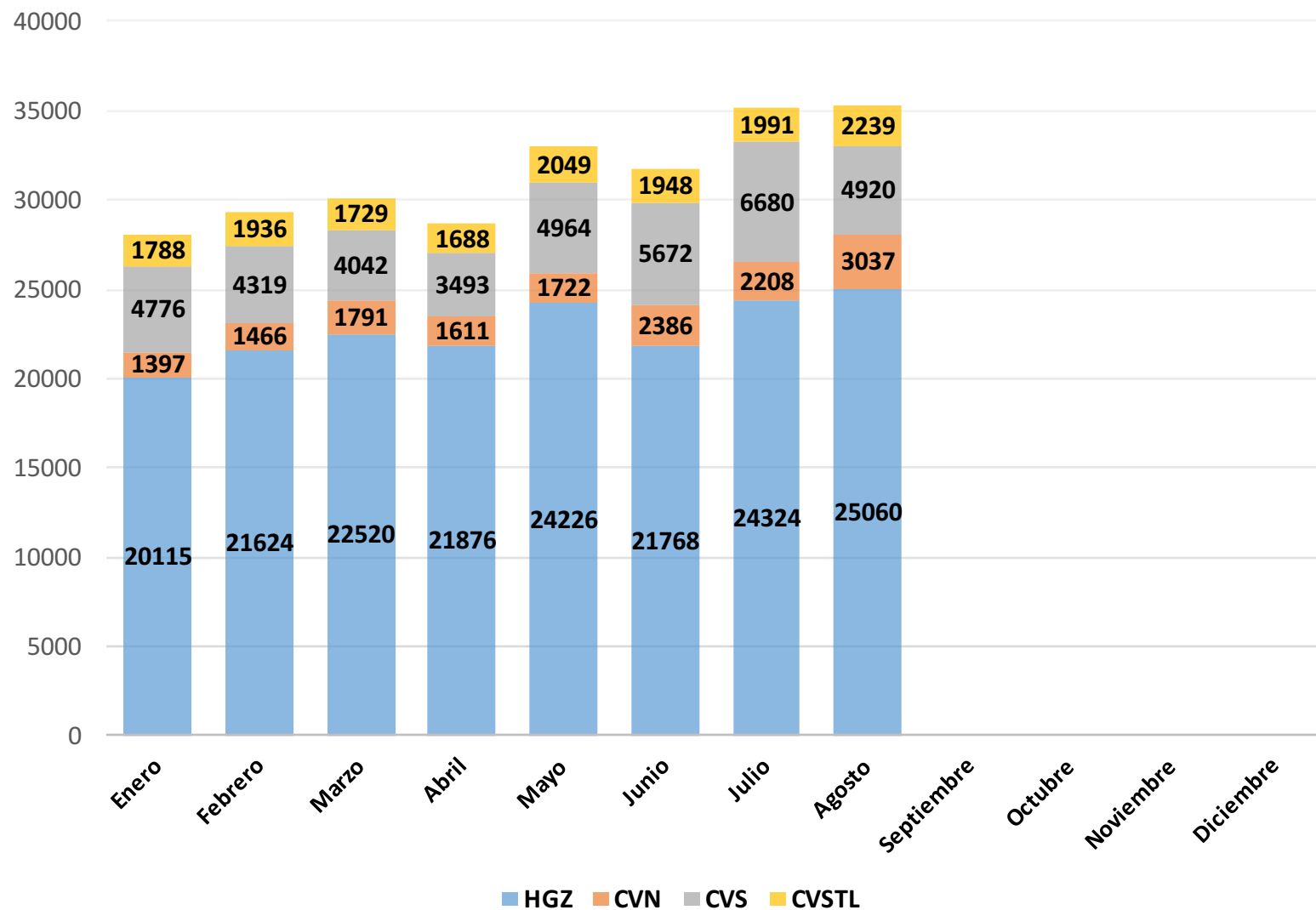


| NACIMIENTOS OPD SALUD ZAPOPAN | | | |
|-------------------------------|------|------|------|
| | 2017 | 2018 | 2019 |
| Primer Q | 233 | 492 | 1173 |
| Segundo Q | 325 | 633 | 1176 |
| Tercer Q | 496 | 1049 | 0 |



EXÁMENES DE LABORATORIO 2019

N = 251,365

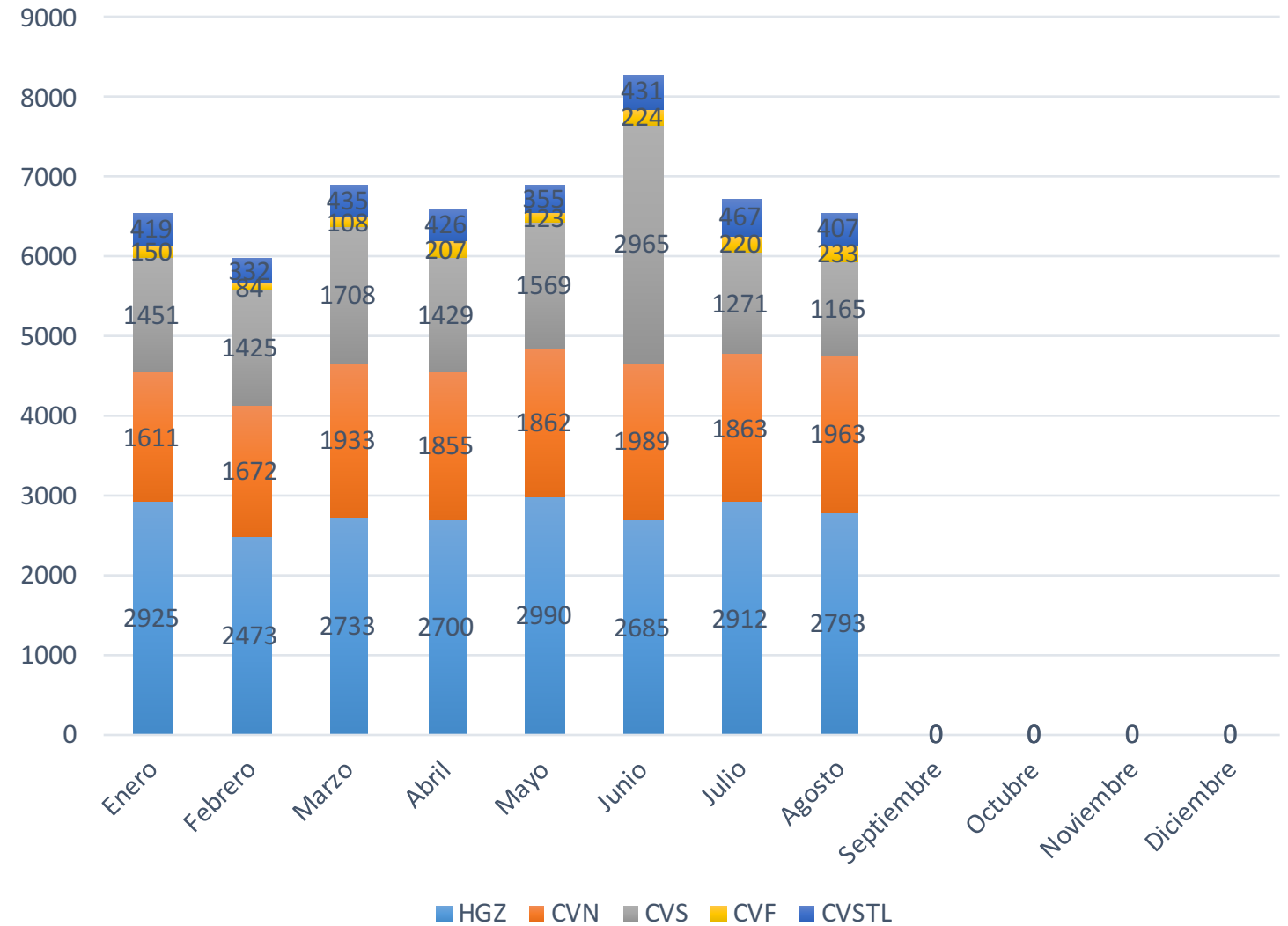


| | HGZ | CVN | CVS | CVSTL |
|----------------|---------------|--------------|--------------|--------------|
| Enero | 20115 | 1397 | 4776 | 1788 |
| Febrero | 21624 | 1466 | 4319 | 1936 |
| Marzo | 22520 | 1791 | 4042 | 1729 |
| Abril | 21876 | 1611 | 3493 | 1688 |
| Mayo | 24226 | 1722 | 4964 | 2049 |
| Junio | 21768 | 2386 | 5672 | 1948 |
| Julio | 24324 | 2208 | 6680 | 1991 |
| Agosto | 25060 | 3037 | 4920 | 2239 |
| Septiembre | | | | |
| Octubre | | | | |
| Noviembre | | | | |
| Diciembre | | | | |
| TOTALES | 181513 | 15618 | 38866 | 15368 |

Estudios de Imagen OPD Salud Zapopan 2019

N = 54,653

| | HGZ | CVN | CVS | CVF | CVSTL | CVVG |
|----------------|--------------|--------------|--------------|-------------|-------------|-------------|
| Enero | 2925 | 1611 | 1451 | 150 | 419 | 220 |
| Febrero | 2473 | 1672 | 1425 | 84 | 332 | 255 |
| Marzo | 2733 | 1933 | 1708 | 108 | 435 | 222 |
| Abril | 2700 | 1855 | 1429 | 207 | 426 | 287 |
| Mayo | 2990 | 1862 | 1569 | 123 | 355 | 234 |
| Junio | 2685 | 1989 | 2965 | 224 | 431 | 311 |
| Julio | 2912 | 1863 | 1271 | 220 | 467 | 345 |
| Agosto | 2793 | 1963 | 1165 | 233 | 407 | 258 |
| Septiembre | 0 | 0 | 0 | 0 | 0 | 0 |
| Octubre | 0 | 0 | 0 | 0 | 0 | 0 |
| Noviembre | 0 | 0 | 0 | 0 | 0 | 0 |
| Diciembre | 0 | 0 | 0 | 0 | 0 | 0 |
| TOTALES | 22211 | 14748 | 12983 | 1349 | 3272 | 2132 |

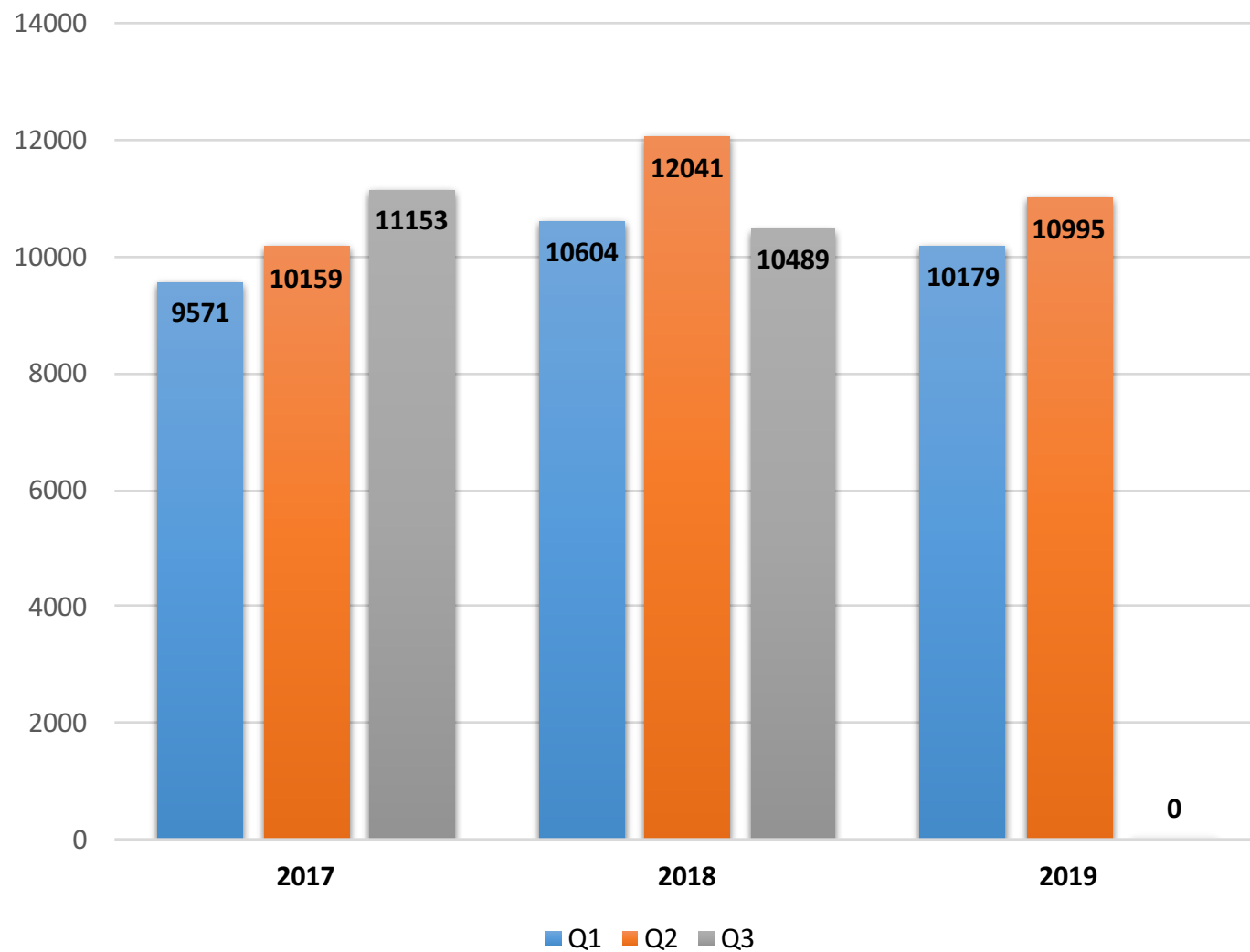




SERVICIOS TOTALES DE VEHICULOS DE EMERGENCIA ENERO A AGOSTO 2019

21,174

Total de Servicios de Ambulancia OPD Salud Zapopan 2017 - 2019



| TOTAL DE SERVICIOS DE AMBULANCIAS | | | |
|-----------------------------------|-------|-------|-------|
| AÑO | 2017 | 2018 | 2019 |
| Q1 | 9571 | 10604 | 10179 |
| Q2 | 10159 | 12041 | 10995 |
| Q3 | 11153 | 10489 | 0 |

Total de Servicios de Ambulancias OPD Salud Zapopan Comparativo Cuatrimestral 2017 -2019

